



# **Disaster Relief Fund: Monthly Report**

**as of March 31, 2022**

*April 8, 2022*

**Fiscal Year 2022 Report to Congress**



**Homeland  
Security**

*Federal Emergency Management Agency*

# Foreword from the Administrator

April 8, 2022

I am pleased to present the following, “Disaster Relief Fund: Monthly Report,” which has been prepared by the Federal Emergency Management Agency.

This document has been compiled pursuant to language set forth in the Fiscal Year (FY) 2022 Department of Homeland Security Appropriations Act (P.L. 117-103) and in the Coronavirus Aid, Relief, and Economic Security Act (P.L. 116-136).

Pursuant to congressional requirements, this report is being provided to the following Members of Congress:



The Honorable Lucille Roybal-Allard  
Chairwoman, House Appropriations Subcommittee on Homeland Security

The Honorable Chuck Fleischmann  
Ranking Member, House Appropriations Subcommittee on Homeland Security

The Honorable Chris Murphy  
Chair, Senate Appropriations Subcommittee on Homeland Security

The Honorable Shelley Moore Capito  
Ranking Member, Appropriations Subcommittee on Homeland Security

Inquiries relating to this report may be directed to me at (202) 646-3900.

Sincerely,

A handwritten signature in blue ink that reads "Deanne Criswell". The signature is written in a cursive, flowing style.

Deanne Criswell  
Administrator  
Federal Emergency Management Agency



# Disaster Relief Fund: Monthly Report as of March 31, 2022

## Table of Contents

I.	Legislative Language.....	1
II.	Background .....	4
	Appendix A: DRF Appropriations Summary .....	5
	Appendix B: DRF Funding Activity .....	6
	Appendix C: Obligations and Estimates by Spending Category.....	14
	Appendix D: Allocations, Obligations, & Expenditures.....	15
	Appendix E: Fund Exhaustion Date.....	25
	Appendix F: DRF Cost Estimation Bridge Table .....	26
	Appendix G: BRIC-PDM History and Fund Status .....	29

# I. Legislative Language

This document has been compiled pursuant to language set forth in the Fiscal Year (FY) 2022 Department of Homeland Security (DHS) Appropriations Act (P.L. 117-103) and in the Coronavirus Aid, Relief, and Economic Security Act (P.L. 116-136).

P.L. 117-103 states:

SEC. 307. The reporting requirements in paragraphs (1) and (2) under the heading "Federal Emergency Management Agency–Disaster Relief Fund" in the Department of Homeland Security Appropriations Act, 2015 (Public Law 114-4) shall be applied in fiscal year 2022 with respect to budget year 2023 and current fiscal year 2022, respectively-

- (1) in paragraph (1) by substituting "fiscal year 2023" for "fiscal year 2016"; and
- (2) in paragraph (2) by inserting "business" after "fifth".

P.L. 114-4 (referenced above) states:

*Provided*, That the Administrator of the Federal Emergency Management Agency shall submit to the Committees on Appropriations of the Senate and the House of Representatives the following reports, including a specific description of the methodology and the source data used in developing such reports...

- (2) an estimate or actual amounts, if available, of the following for the current fiscal year shall be submitted not later than the fifth day of each month, and shall be published by the Administrator on the Agency's Web site not later than the fifth day of each month:
  - (A) a summary of the amount of appropriations made available by source, the transfers executed, the previously allocated funds recovered, and the commitments, allocations, and obligations made;
  - (B) a table of disaster relief activity delineated by month, including-
    - (i) the beginning and ending balances;
    - (ii) the total obligations to include amounts obligated for fire assistance, emergencies, surge, and disaster support activities;
    - (iii) the obligations for catastrophic events delineated by event and by state; and
    - (iv) the amount of previously obligated funds that are recovered;
  - (C) a summary of allocations, obligations, and expenditures for catastrophic events delineated by event;

- (D) in addition, for a disaster declaration related to Hurricane Sandy, the cost of the following categories of spending: public assistance, individual assistance, mitigation, administrative, operations, and any other relevant category (including emergency measures and disaster resources); and
- (E) the date on which funds appropriated will be exhausted...

P.L. 116-136 states:

*Provided further*, That every 30 days the Administrator shall provide the Committees on Appropriations of the Senate and the House of Representatives both projected and actual costs for funds provided under this heading for major disasters and any other expenses...

This report covers activities as of March 31, 2022.

## II. Background

P.L. 117-103 requires that the Federal Emergency Management Agency (FEMA) Administrator provide a report by the fifth business day of each month on the Disaster Relief Fund (DRF) that includes a funding summary, a table delineating DRF funding activities each month by state and event, a summary of the funding for the catastrophic events, and the fund exhaustion date, or end-of-fiscal-year balance.

P.L. 116-136 requires that both projected and actual costs for funds provided by it for major disasters and any other expenses be provided to the House and Senate Appropriations Committees.

Consequently, the following report elements are included:

1. Appendix A is an appropriations summary that includes a synopsis of the amount of appropriations made available by source, the transfers executed, the previously allocated funds recovered, and the commitments, allocations, and obligations.
2. Appendix B presents details on the DRF funding activities delineated by month.
3. Appendix C presents obligations and estimates by spending category for Hurricanes Sandy, Harvey, Irma, and Maria; Coronavirus Disease 2019 (COVID-19); and declarations since August 1, 2017.
4. Appendix D presents funding summaries for the current active catastrophic events including the allocations, obligations, and expenditures.
5. Appendix E presents the fund exhaustion date, or end-of-fiscal-year balance.
6. Appendix F presents a bridge table that provides explanation for the monthly and baseline change for all activities to include details for catastrophic events.
7. Appendix G presents the fund history and current status of the Building Resilient Infrastructure and Communities (BRIC)/Predisaster Mitigation (PDM) program.

**Disaster Relief Fund Congressional Monthly Report**  
**as of March 31, 2022**  
(Dollars in Millions)

	<b>Major Declarations</b>	<b>Base</b>	<b>Total</b>
Carryover From FY 2021	\$ 28,327	\$ 4,037	\$ 32,364
FY 2022 Enacted <sup>(1)</sup>	18,799		18,799
FY 2022 Recoveries	2,405	176	2,581
<b>Total Budget Authority</b>	<b>49,531</b>	<b>4,213</b>	<b>53,744</b>
Anticipated Transfers to DADLP <sup>(1,2)</sup>	(83)		(83)
Rescission <sup>(1)</sup>		(148)	(148)
6% for Predisaster Mitigation per DRRA <sup>(3)</sup>	(273)		(273)
Anticipated Transfers to USAID <sup>(4)</sup>		(10)	(10)
<b>Revised Budget Authority</b>	<b>49,175</b>	<b>4,055</b>	<b>53,230</b>
Obligations <sup>(5)</sup>	(22,645)	(293)	(22,938)
<b>Balance</b>	<b>26,530</b>	<b>3,762</b>	<b>30,292</b>
<b>Projections for the Remainder of FY 2022</b>			
Projected FY 2022 Additional Obligations			
Based on Existing Spend Plans			
Non-Catastrophic Disasters			
Catastrophic Disasters	(20,563)		(20,563)
DRS and Other		(225)	(225)
Predisaster Mitigation			
<b>Subtotal Existing Spend Plans</b>	<b>(20,563)</b>	<b>(225)</b>	<b>(20,788)</b>
Based on 10-year Average			
Non-Catastrophic Disasters			
EM, FMAG, and SU	(1,947)		(1,947)
		(368)	(368)
<b>Subtotal 10-year Average</b>	<b>(1,947)</b>	<b>(368)</b>	<b>(2,315)</b>
<b>Total Projected FY 2022 Additional Obligations</b>	<b>(22,510)</b>	<b>(593)</b>	<b>(23,103)</b>
Projected Additional Recoveries	1,095	124	1,219
<b>Balance</b>	<b>\$ 5,115</b>	<b>\$ 3,293</b>	<b>\$ 8,408</b>

**Notes:**

(1) Pursuant to P.L. 117-103, FY 2022 DHS Appropriations Act.

(2) Pursuant to P.L. 116-260, FY 2021 DHS Appropriations Act and FY 2022 Continuing Appropriations Act, (P.L. 117-43).

(3) Pursuant to the Disaster Recovery Reform Act (DRRA) (P.L. 115-254). See Appendix G for additional information regarding the BRIC program balance. The BRIC funding continues to be available to FEMA for other purposes should the DRF Majors balance drop too low to cover immediate response or recovery needs.

(4) Anticipated transfers to the U.S. Agency for International Development (USAID) for Compact Aid Agreement.

(5) As of March 31, 2022, unobligated commitments totaled \$183 million and uncommitted/unobligated allocations totaled \$680 million.

Source of financial information is the Integrated Financial Management Information System (IFMIS).

APPENDIX B: DRF Funding Activity (Details)

Disaster Relief Fund Monthly Obligations FY 2022  
DRF Monthly Spend Plan (FY 2022)  
(\$ in millions)  
as of March 31, 2022

	Oct-21	Nov-21	Dec-21	Jan-22	Feb-22	Mar-22	Apr-22	May-22	Jun-22	Jul-22	Aug-22	Sep-22	Total
Beginning of Month DRF Balance	\$ 32,364	\$ 46,964	\$ 45,479	\$ 38,882	\$ 34,428	\$ 32,251	\$ 30,292	\$ 27,535	\$ 23,240	\$ 18,274	\$ 15,648	\$ 11,099	\$ 8,408
FY 2022 Enacted <sup>(1)</sup>	17,142					1,657							
Anticipated Transfers to DADLP <sup>(1,2)</sup>	(15)			(65)		(3)							
Rescission <sup>(1)</sup>						(148)							
Predisaster Mitigation <sup>(1,3)</sup>	(9)	(8)	(1)	(11)	(17)	(227)							
Anticipated Transfers to USAID <sup>(4)</sup>	(10)												
<b>Total Available</b>	49,472	46,956	45,478	38,806	34,411	33,530	30,292	27,535	23,240	18,274	15,648	11,099	8,408
Major Declarations	45,445	42,949	41,489	34,849	30,478	29,721	26,530	23,857	19,628	14,735	12,173	7,706	5,115
Base	4,027	4,007	3,989	3,957	3,933	3,809	3,762	3,678	3,612	3,539	3,475	3,393	3,293
<b>DRF Base Activities</b>													
<b>Emergencies</b>													
Monthly Actual/Estimated Obligations	(8)	(3)	(2)	(4)	(3)	(4)	(14)	(14)	(14)	(14)	(14)	(14)	(108)
<b>Fire Management</b>													
Monthly Actual/Estimated Obligations	(4)	(20)	(8)	(17)	(7)	(11)	(23)	(23)	(23)	(23)	(23)	(24)	(206)
<b>Surge</b>													
Monthly Actual/Estimated Obligations	-	(2)	-	-	-	(1)	(24)	(24)	(24)	(24)	(24)	(25)	(148)
<b>Disaster Support &amp; Other Activities</b>													
DRS Monthly Actual/Estimated Obligations	(20)	(44)	(31)	(30)	(11)	(49)	(41)	(23)	(30)	(21)	(39)	(55)	(394)
Other Monthly Actual/Estimated Obligations	(1)	(2)	(8)	(1)	(2)	-	(2)	(2)	(3)	(3)	(3)	(3)	(30)
Monthly Actual/Estimated Obligations	(21)	(46)	(39)	(31)	(13)	(49)	(43)	(25)	(33)	(24)	(42)	(58)	(424)
<b>Total DRF Base Actual/ Estimated Obligations</b>	(33)	(71)	(49)	(52)	(23)	(65)	(104)	(86)	(94)	(85)	(103)	(121)	(886)
<b>DRF DR Activities</b>													
<b>Average Monthly Major DR Activity (Non-Cat.)</b>													
Monthly Actual/Estimated Obligations	(249)	(182)	(250)	(296)	(184)	(389)	(246)	(465)	(359)	(274)	(282)	(321)	(3,497)
<b>Katrina Rita Wilma</b>													
Initial FY 2022 Spend Plan Estimates	-	(3)	(5)	(4)	(34)	(6)	(5)	(6)	(63)	(8)	(4)	(3)	(141)
Monthly Actual/Estimated Obligations	-	(33)	(5)	(1)	(4)	(8)	(6)	(10)	(66)	(5)	(3)	(3)	(144)
<b>Gustav</b>													
Initial FY 2022 Spend Plan Estimates	-	(1)	(2)	-	-	(7)	(3)	-	(1)	-	-	-	(14)
Monthly Actual/Estimated Obligations	-	-	(5)	-	-	-	-	-	(2)	(1)	-	-	(8)
<b>Ike</b>													
Initial FY 2022 Spend Plan Estimates	(2)	-	-	-	-	(1)	-	-	-	-	-	(1)	(4)
Monthly Actual/Estimated Obligations	(1)	-	(1)	(1)	(1)	(3)	(3)	(1)	-	-	-	-	(11)
<b>TN Floods</b>													
Initial FY 2022 Spend Plan Estimates	-	-	-	-	(1)	-	-	(1)	-	-	-	-	(2)
Monthly Actual/Estimated Obligations	-	-	-	-	-	-	-	-	-	-	(1)	(1)	(2)
<b>2011 Spring Tornadoes</b>													
Initial FY 2022 Spend Plan Estimates	-	-	-	-	-	-	-	(1)	-	-	-	-	(1)
Monthly Actual/Estimated Obligations	-	-	-	-	-	-	-	-	-	-	-	-	-



**APPENDIX B: DRF Funding Activity (Details)**

**Disaster Relief Fund Monthly Obligations FY 2022  
DRF Monthly Spend Plan (FY 2022)  
(\$ in millions)  
as of March 31, 2022**

	<u>Oct-21</u>	<u>Nov-21</u>	<u>Dec-21</u>	<u>Jan-22</u>	<u>Feb-22</u>	<u>Mar-22</u>	<u>Apr-22</u>	<u>May-22</u>	<u>Jun-22</u>	<u>Jul-22</u>	<u>Aug-22</u>	<u>Sep-22</u>	<u>Total</u>
<b>Irene</b>													
<b>Initial FY 2022 Spend Plan Estimates</b>	-	(1)	(3)	(5)	(1)	-	(6)	(16)	(2)	-	-	-	(34)
Monthly Actual/Estimated Obligations	(6)	(1)	-	(1)	-	-	-	(15)	(7)	(1)	-	(3)	(34)
<b>Lee</b>													
<b>Initial FY 2022 Spend Plan Estimates</b>	-	(1)	(1)	-	-	-	-	(1)	(1)	(2)	-	-	(6)
Monthly Actual/Estimated Obligations	-	(1)	-	-	-	-	(1)	(1)	(10)	(2)	-	(1)	(16)
<b>Isaac</b>													
<b>Initial FY 2022 Spend Plan Estimates</b>	-	-	(1)	-	-	-	-	-	(3)	-	-	-	(4)
Monthly Actual/Estimated Obligations	-	(6)	(2)	-	-	-	-	-	-	-	(3)	-	(11)
<b>Sandy</b>													
<b>Initial FY 2022 Spend Plan Estimates</b>	(1)	(13)	(79)	(31)	(20)	(5)	(20)	(15)	(4)	(58)	(12)	(3)	(261)
Monthly Actual/Estimated Obligations	(8)	(8)	(6)	(44)	(4)	(77)	(66)	(27)	(4)	(52)	(15)	(16)	(327)
<b>2013 Colorado Flood</b>													
<b>Initial FY 2022 Spend Plan Estimates</b>	-	-	(1)	-	-	-	-	-	-	-	-	-	(1)
Monthly Actual/Estimated Obligations	-	-	-	-	-	(2)	(5)	-	-	-	-	(1)	(8)
<b>WV Floods 4273</b>													
<b>Initial FY 2022 Spend Plan Estimates</b>	-	(11)	(1)	(2)	(1)	(8)	(1)	(1)	(1)	(2)	(1)	(5)	(34)
Monthly Actual/Estimated Obligations	-	-	(2)	-	(1)	(1)	(3)	(3)	(2)	(1)	(5)	(5)	(23)
<b>LA Floods 4277</b>													
<b>Initial FY 2022 Spend Plan Estimates</b>	(2)	(38)	(6)	(2)	(2)	(5)	(4)	(4)	(10)	(2)	(13)	(1)	(89)
Monthly Actual/Estimated Obligations	(3)	(5)	(2)	(1)	(34)	(14)	(4)	(1)	(11)	(2)	(10)	(5)	(92)
<b>Matthew</b>													
<b>Initial FY 2022 Spend Plan Estimates</b>	(5)	(3)	(5)	(15)	(7)	(7)	(71)	(11)	(8)	(13)	-	-	(145)
Monthly Actual/Estimated Obligations	(2)	(1)	(8)	(2)	-	(8)	(8)	(17)	(5)	(21)	(6)	(69)	(147)
<b>CA Winter Storms</b>													
<b>Initial FY 2022 Spend Plan Estimates</b>	(3)	-	(23)	(2)	(21)	-	-	-	-	-	-	-	(49)
Monthly Actual/Estimated Obligations	(1)	(13)	(1)	(2)	(2)	(1)	(19)	(27)	-	-	-	-	(66)
<b>Harvey</b>													
<b>Initial FY 2022 Spend Plan Estimates</b>	(8)	(17)	(58)	(17)	(32)	(77)	(6)	(6)	(73)	(14)	(13)	(60)	(381)
Monthly Actual/Estimated Obligations	(10)	(9)	(35)	(7)	(21)	(16)	(6)	(37)	(103)	(17)	(5)	(3)	(269)
<b>Irma</b>													
<b>Initial FY 2022 Spend Plan Estimates</b>	(12)	(3)	(13)	(21)	(16)	(20)	(22)	(14)	(13)	(27)	(6)	(19)	(186)
Monthly Actual/Estimated Obligations	(5)	(5)	(19)	(14)	(2)	(13)	(3)	(6)	(24)	(29)	(21)	(39)	(180)
<b>Maria</b>													
<b>Initial FY 2022 Spend Plan Estimates</b>	(132)	(536)	(464)	(448)	(1,158)	(393)	(1,007)	(359)	(1,400)	(311)	(1,878)	(659)	(8,745)
Monthly Actual/Estimated Obligations	(126)	(123)	(403)	(1,194)	(322)	(307)	(492)	(945)	(1,301)	(650)	(2,325)	(462)	(8,650)
<b>CA Wildfires 2017</b>													
<b>Initial FY 2022 Spend Plan Estimates</b>	(3)	(5)	(7)	(7)	-	-	(42)	-	-	-	-	(1)	(65)
Monthly Actual/Estimated Obligations	(2)	(4)	-	(3)	(13)	(4)	(53)	(2)	-	-	-	-	(81)
<b>Florence</b>													
<b>Initial FY 2022 Spend Plan Estimates</b>	(5)	(10)	(17)	(6)	(21)	(36)	(9)	(11)	(7)	(5)	-	(5)	(132)
Monthly Actual/Estimated Obligations	(6)	(6)	(4)	(2)	(11)	(3)	(3)	(9)	(18)	(7)	(40)	(21)	(130)
<b>Michael</b>													
<b>Initial FY 2022 Spend Plan Estimates</b>	(9)	(31)	(14)	(20)	(52)	(43)	(37)	(33)	(19)	(33)	(40)	(11)	(342)
Monthly Actual/Estimated Obligations	(104)	(20)	(13)	(27)	(5)	(10)	(41)	(28)	(9)	(24)	(34)	(27)	(342)

APPENDIX B: DRF Funding Activity (Details)

Disaster Relief Fund Monthly Obligations FY 2022  
 DRF Monthly Spend Plan (FY 2022)  
 (\$ in millions)  
 as of March 31, 2022

	Oct-21	Nov-21	Dec-21	Jan-22	Feb-22	Mar-22	Apr-22	May-22	Jun-22	Jul-22	Aug-22	Sep-22	Total
<b>Yutu 4404</b>													
Initial FY 2022 Spend Plan Estimates	(2)	(3)	(24)	(8)	(16)	(4)	(4)	-	(4)	(6)	(20)	(3)	(94)
Monthly Actual/Estimated Obligations	(1)	(9)	(2)	(10)	(7)	(16)	(8)	(9)	(4)	-	(6)	(8)	(80)
<b>CA Wildfires 2018</b>													
Initial FY 2022 Spend Plan Estimates	(1)	(4)	(13)	(1)	(2)	(13)	-	(12)	-	-	-	(13)	(59)
Monthly Actual/Estimated Obligations	(1)	(3)	(4)	(1)	(11)	(1)	(15)	(1)	(13)	(1)	-	(8)	(59)
<b>Nebraska Winter Storm 2019</b>													
Initial FY 2022 Spend Plan Estimates	(1)	(2)	(6)	(2)	(1)	(20)	(1)	(22)	-	(101)	(3)	(11)	(170)
Monthly Actual/Estimated Obligations	(1)	(73)	(7)	(2)	(1)	(1)	(2)	(52)	-	-	(2)	-	(141)
<b>PR Earthquakes 4473</b>													
Initial FY 2022 Spend Plan Estimates	(14)	(34)	(56)	(11)	(8)	(21)	(109)	(15)	(16)	(5)	(22)	(112)	(423)
Monthly Actual/Estimated Obligations	(23)	(62)	(47)	(33)	(26)	(68)	(13)	(102)	(28)	(4)	(5)	(9)	(420)
<b>COVID-19</b>													
Initial FY 2022 Spend Plan Estimates	(1,333)	(2,297)	(3,761)	(1,331)	(1,794)	(1,230)	(1,691)	(1,432)	(1,666)	(1,500)	(3,483)	(1,958)	(23,476)
Monthly Actual/Estimated Obligations	(1,259)	(1,015)	(5,398)	(2,606)	(1,511)	(2,119)	(1,531)	(2,362)	(2,852)	(1,500)	(1,621)	(1,687)	(25,461)
<b>California Wildfires 2020</b>													
Initial FY 2022 Spend Plan Estimates	(5)	(9)	(23)	(17)	(23)	(19)	(2)	(4)	(10)	(17)	(135)	(6)	(270)
Monthly Actual/Estimated Obligations	-	(9)	(4)	(7)	(26)	(14)	(15)	(23)	(23)	(29)	(130)	(8)	(288)
<b>Laura</b>													
Initial FY 2022 Spend Plan Estimates	(261)	(38)	(27)	(21)	(31)	(26)	(14)	(20)	(35)	(7)	(47)	(40)	(567)
Monthly Actual/Estimated Obligations	(161)	(67)	(137)	(59)	(164)	(65)	(100)	(19)	(44)	(14)	(44)	(8)	(882)
<b>Oregon Wildfires 2020</b>													
Initial FY 2022 Spend Plan Estimates	(20)	(50)	(16)	(7)	(6)	(18)	(20)	(29)	(44)	(8)	(10)	(10)	(238)
Monthly Actual/Estimated Obligations	(26)	(21)	(57)	(9)	(32)	(4)	(9)	(23)	(8)	(6)	(8)	(32)	(235)
<b>Ida</b>													
Initial FY 2022 Spend Plan Estimates	(1,015)	(307)	(230)	(147)	(145)	(98)	(60)	(75)	(50)	(79)	(52)	(139)	(2,397)
Monthly Actual/Estimated Obligations	(1,015)	(399)	(324)	(160)	(629)	(187)	(203)	(226)	(182)	(105)	(84)	(37)	(3,551)
<b>Actual/ Estimated Major Declaration Obligations</b>													
Total DR Actual/Estimated Obligations	(3,010)	(2,075)	(6,736)	(4,482)	(3,011)	(3,331)	(2,855)	(4,411)	(5,075)	(2,745)	(4,650)	(2,774)	(45,155)
<b>FY 2022 Actual/Estimated Recoveries</b>													
Monthly Recovery Estimates	535	669	189	156	874	158	202	202	203	204	204	204	3,800
Major Declaration Actuals/Estimated	522	616	172	128	827	140	182	182	182	183	183	183	3,500
Base Actuals/Estimated	13	53	17	28	47	18	20	20	21	21	21	21	300
<b>DRF Available at End of Month (Including Recoveries)</b>	<b>\$ 46,964</b>	<b>\$ 45,479</b>	<b>\$ 38,882</b>	<b>\$ 34,428</b>	<b>\$ 32,251</b>	<b>\$ 30,292</b>	<b>\$ 27,535</b>	<b>\$ 23,240</b>	<b>\$ 18,274</b>	<b>\$ 15,648</b>	<b>\$ 11,099</b>	<b>\$ 8,408</b>	

NOTES:  
 (1) Pursuant to P.L. 117-103, FY 2022 DHS Appropriations Act.  
 (2) Pursuant to P.L. 116-260, FY 2021 DHS Appropriations Act and FY 2022 Continuing Appropriations Act, (P.L. 117-43).  
 (3) Pursuant to DRRA (P.L. 115-254). The BRIC total set-aside amount includes \$1 billion of the COVID-19 declaration estimates. FEMA estimates up to \$3.7 billion for BRIC (6%) as a result of COVID-19 major disaster declarations. Future set-asides associated with this estimate may be forthcoming. See Appendix G for additional information regarding the BRIC program balance.  
 (4) Anticipated transfers to USAID for Compact Aid Agreement.

APPENDIX B: DRF Funding Activity (By Catastrophic Disaster)

Disaster Relief Fund Monthly Detailed Obligations FY 2022  
(\$ in millions)

Event/DR	Cumulative Obligations	October	November	December	January	February	March	April	May	June	July	August	September	FY 2022 Total
	Through FY 2021	Actual	Actual	Actual	Actual	Actual	Actual	Estimated	Estimated	Estimated	Estimated	Estimated	Estimated	
<b>Katrina Rita Wilma</b>														
1602-FL	(233)	\$ -	\$ -	\$ -	\$ -	\$ -	\$ -	\$ -	\$ -	\$ -	\$ -	\$ -	\$ -	\$ -
1603-LA	(32,822)	-	(33)	(5)	(1)	(4)	(7)	(6)	(8)	(66)	(5)	(2)	(2)	(139)
1604-MS	(10,112)	-	-	-	-	-	-	-	-	-	-	-	-	-
1605-AL	(1,043)	-	-	-	-	-	-	-	-	-	-	-	-	-
1606-TX	(1,878)	-	-	-	-	-	-	-	-	-	-	-	-	-
1607-LA	(1,920)	-	-	-	-	-	(1)	-	-	-	-	(1)	(1)	(3)
1609-FL	(2,567)	-	-	-	-	-	-	-	(2)	-	-	-	-	(2)
	<b>(50,575)</b>	<b>-</b>	<b>(33)</b>	<b>(5)</b>	<b>(1)</b>	<b>(4)</b>	<b>(8)</b>	<b>(6)</b>	<b>(10)</b>	<b>(66)</b>	<b>(5)</b>	<b>(3)</b>	<b>(3)</b>	<b>(144)</b>
<b>Gustav</b>														
1786-LA	(1,691)	-	-	(5)	-	-	-	-	-	(2)	(1)	-	-	(8)
1789-AL	(10)	-	-	-	-	-	-	-	-	-	-	-	-	-
1793-AR	(6)	-	-	-	-	-	-	-	-	-	-	-	-	-
1794-MS	(40)	-	-	-	-	-	-	-	-	-	-	-	-	-
1806-FL	(6)	-	-	-	-	-	-	-	-	-	-	-	-	-
	<b>(1,753)</b>	<b>-</b>	<b>-</b>	<b>(5)</b>	<b>-</b>	<b>-</b>	<b>-</b>	<b>-</b>	<b>-</b>	<b>(2)</b>	<b>(1)</b>	<b>-</b>	<b>-</b>	<b>(8)</b>
<b>Ike</b>														
1791-TX	(4,385)	-	-	-	(1)	(1)	(3)	(3)	(1)	-	-	-	-	(9)
1792-LA	(371)	(1)	-	(1)	-	-	-	-	-	-	-	-	-	(2)
1797-AL	(8)	-	-	-	-	-	-	-	-	-	-	-	-	-
1802-KY	(24)	-	-	-	-	-	-	-	-	-	-	-	-	-
1804-AR	(3)	-	-	-	-	-	-	-	-	-	-	-	-	-
1805-OH	(56)	-	-	-	-	-	-	-	-	-	-	-	-	-
	<b>(4,847)</b>	<b>(1)</b>	<b>-</b>	<b>(1)</b>	<b>(1)</b>	<b>(1)</b>	<b>(3)</b>	<b>(3)</b>	<b>(1)</b>	<b>-</b>	<b>-</b>	<b>-</b>	<b>-</b>	<b>(11)</b>
<b>TN Floods</b>														
1909-TN	(559)	-	-	-	-	-	-	-	-	-	-	(1)	(1)	(2)
	<b>(559)</b>	<b>-</b>	<b>-</b>	<b>-</b>	<b>-</b>	<b>-</b>	<b>-</b>	<b>-</b>	<b>-</b>	<b>-</b>	<b>-</b>	<b>(1)</b>	<b>(1)</b>	<b>(2)</b>
<b>2011 Spring Tornadoes</b>														
1971-AL	(701)	-	-	-	-	-	-	-	-	-	-	-	-	-
1972-MS	(67)	-	-	-	-	-	-	-	-	-	-	-	-	-
1973-GA	(44)	-	-	-	-	-	-	-	-	-	-	-	-	-
1974-TN	(90)	-	-	-	-	-	-	-	-	-	-	-	-	-
1975-AR	(104)	-	-	-	-	-	-	-	-	-	-	-	-	-
1976-KY	(59)	-	-	-	-	-	-	-	-	-	-	-	-	-
1980-MO	(510)	-	-	-	-	-	-	-	-	-	-	-	-	-
	<b>(1,575)</b>	<b>-</b>	<b>-</b>	<b>-</b>	<b>-</b>	<b>-</b>	<b>-</b>	<b>-</b>	<b>-</b>	<b>-</b>	<b>-</b>	<b>-</b>	<b>-</b>	<b>-</b>
<b>Irene</b>														
4017-PR	(143)	-	-	-	-	-	-	-	-	-	-	-	-	-
4019-NC	(189)	-	-	-	-	-	-	-	-	-	-	-	-	-
4020-NY	(888)	(6)	-	-	(1)	-	-	-	(15)	(3)	-	-	-	(25)
4021-NJ	(398)	-	(1)	-	-	-	-	-	-	-	-	-	-	(1)
4022-VT	(330)	-	-	-	-	-	-	-	-	(4)	(1)	-	(2)	(7)
4023-CT	(75)	-	-	-	-	-	-	-	-	-	-	-	-	-
4024-VA	(73)	-	-	-	-	-	-	-	-	-	-	-	-	-
4025-PA	(99)	-	-	-	-	-	-	-	-	-	-	-	-	-
4026-NH	(27)	-	-	-	-	-	-	-	-	-	-	-	-	-
4027-RI	(11)	-	-	-	-	-	-	-	-	-	-	-	-	-
4028-MA	(53)	-	-	-	-	-	-	-	-	-	-	-	(1)	(1)
4032-ME	(3)	-	-	-	-	-	-	-	-	-	-	-	-	-
4034-MD	(25)	-	-	-	-	-	-	-	-	-	-	-	-	-
4036-DC	(4)	-	-	-	-	-	-	-	-	-	-	-	-	-
4037-DE	(3)	-	-	-	-	-	-	-	-	-	-	-	-	-
	<b>(2,321)</b>	<b>(6)</b>	<b>(1)</b>	<b>-</b>	<b>(1)</b>	<b>-</b>	<b>-</b>	<b>-</b>	<b>(15)</b>	<b>(7)</b>	<b>(1)</b>	<b>-</b>	<b>(3)</b>	<b>(34)</b>

APPENDIX B: DRF Funding Activity (By Catastrophic Disaster)

Disaster Relief Fund Monthly Detailed Obligations FY 2022  
(\$ in millions)

Event/DR	Cumulative Obligations	October	November	December	January	February	March	April	May	June	July	August	September	FY 2022 Total
	Through FY 2021	Actual	Actual	Actual	Actual	Actual	Actual	Estimated	Estimated	Estimated	Estimated	Estimated	Estimated	
<b>Lee</b>														
4030-PA	(374)	-	-	-	-	-	-	-	-	-	-	-	-	-
4031-NY	(418)	-	(1)	-	-	-	-	(1)	(1)	(10)	(2)	-	(1)	(16)
4038-MD	(15)	-	-	-	-	-	-	-	-	-	-	-	-	-
4039-NJ	(6)	-	-	-	-	-	-	-	-	-	-	-	-	-
4041-LA	(7)	-	-	-	-	-	-	-	-	-	-	-	-	-
4045-VA	(7)	-	-	-	-	-	-	-	-	-	-	-	-	-
	<b>(827)</b>	-	<b>(1)</b>	-	-	-	-	<b>(1)</b>	<b>(1)</b>	<b>(10)</b>	<b>(2)</b>	-	<b>(1)</b>	<b>(16)</b>
<b>Isaac</b>														
4080-LA	(697)	-	(6)	(2)	-	-	-	-	-	-	-	(3)	-	(11)
4081-MS	(91)	-	-	-	-	-	-	-	-	-	-	-	-	-
4082-AL	(10)	-	-	-	-	-	-	-	-	-	-	-	-	-
4084-FL	(29)	-	-	-	-	-	-	-	-	-	-	-	-	-
	<b>(827)</b>	-	<b>(6)</b>	<b>(2)</b>	-	-	-	-	-	-	-	<b>(3)</b>	-	<b>(11)</b>
<b>Sandy</b>														
4085-NY	(18,262)	(8)	(5)	(2)	(43)	(3)	(69)	(65)	(23)	(2)	(2)	(11)	(2)	(235)
4086-NJ	(3,393)	-	(3)	(4)	(1)	(1)	(8)	(1)	(4)	(2)	(50)	(4)	(14)	(92)
4087-CT	(124)	-	-	-	-	-	-	-	-	-	-	-	-	-
4089-RI	(19)	-	-	-	-	-	-	-	-	-	-	-	-	-
4090-DE	(8)	-	-	-	-	-	-	-	-	-	-	-	-	-
4091-MD	(48)	-	-	-	-	-	-	-	-	-	-	-	-	-
4092-VA	(14)	-	-	-	-	-	-	-	-	-	-	-	-	-
4093-WV	(23)	-	-	-	-	-	-	-	-	-	-	-	-	-
4095-NH	(3)	-	-	-	-	-	-	-	-	-	-	-	-	-
4096-DC	(3)	-	-	-	-	-	-	-	-	-	-	-	-	-
4097-MA	(18)	-	-	-	-	-	-	-	-	-	-	-	-	-
4098-OH	(24)	-	-	-	-	-	-	-	-	-	-	-	-	-
4099-PA	(17)	-	-	-	-	-	-	-	-	-	-	-	-	-
	<b>(21,956)</b>	<b>(8)</b>	<b>(8)</b>	<b>(6)</b>	<b>(44)</b>	<b>(4)</b>	<b>(77)</b>	<b>(66)</b>	<b>(27)</b>	<b>(4)</b>	<b>(52)</b>	<b>(15)</b>	<b>(16)</b>	<b>(327)</b>
<b>2013 Colorado Flood</b>														
4145-CO	(647)	-	-	-	-	-	(2)	(5)	-	-	-	-	(1)	(8)
	<b>(647)</b>	-	-	-	-	-	<b>(2)</b>	<b>(5)</b>	-	-	-	-	<b>(1)</b>	<b>(8)</b>
<b>WV Floods 4273</b>														
4273-WV	(579)	-	-	(2)	-	(1)	(1)	(3)	(3)	(2)	(1)	(5)	(5)	(23)
	<b>(579)</b>	-	-	<b>(2)</b>	-	<b>(1)</b>	<b>(1)</b>	<b>(3)</b>	<b>(3)</b>	<b>(2)</b>	<b>(1)</b>	<b>(5)</b>	<b>(5)</b>	<b>(23)</b>
<b>LA Floods 4277</b>														
4277-LA	(2,671)	(3)	(5)	(2)	(1)	(34)	(14)	(4)	(1)	(11)	(2)	(10)	(5)	(92)
	<b>(2,671)</b>	<b>(3)</b>	<b>(5)</b>	<b>(2)</b>	<b>(1)</b>	<b>(34)</b>	<b>(14)</b>	<b>(4)</b>	<b>(1)</b>	<b>(11)</b>	<b>(2)</b>	<b>(10)</b>	<b>(5)</b>	<b>(92)</b>

APPENDIX B: DRF Funding Activity (By Catastrophic Disaster)

Disaster Relief Fund Monthly Detailed Obligations FY 2022

(\$ in millions)

Event/DR	Cumulative Obligations	October	November	December	January	February	March	April	May	June	July	August	September	FY 2022 Total
	Through FY 2021	Actual	Actual	Actual	Actual	Actual	Actual	Estimated	Estimated	Estimated	Estimated	Estimated	Estimated	
<b>Matthew</b>														
4283-FL	(493)	-	-	(6)	-	-	(2)	(3)	(13)	(2)	(9)	-	(2)	(37)
4284-GA	(147)	-	-	-	-	-	-	-	-	-	(7)	(5)	-	(12)
4285-NC	(667)	(2)	(1)	-	(2)	-	(3)	(1)	(4)	(1)	(4)	-	(67)	(85)
4286-SC	(395)	-	-	(2)	-	-	(3)	(3)	-	(2)	(1)	(1)	-	(12)
4291-VA	(40)	-	-	-	-	-	-	(1)	-	-	-	-	-	(1)
	<b>(1,742)</b>	<b>(2)</b>	<b>(1)</b>	<b>(8)</b>	<b>(2)</b>	<b>-</b>	<b>(8)</b>	<b>(8)</b>	<b>(17)</b>	<b>(5)</b>	<b>(21)</b>	<b>(6)</b>	<b>(69)</b>	<b>(147)</b>
<b>CA Winter Storms</b>														
4308-CA	(863)	(1)	(13)	(1)	(2)	(2)	(1)	(19)	(27)	-	-	-	-	(66)
	<b>(863)</b>	<b>(1)</b>	<b>(13)</b>	<b>(1)</b>	<b>(2)</b>	<b>(2)</b>	<b>(1)</b>	<b>(19)</b>	<b>(27)</b>	<b>-</b>	<b>-</b>	<b>-</b>	<b>-</b>	<b>(66)</b>
<b>Harvey</b>														
4332-TX	(7,915)	(10)	(9)	(34)	(7)	(21)	(16)	(6)	(37)	(103)	(17)	(5)	(3)	(268)
4345-LA	(13)	-	-	(1)	-	-	-	-	-	-	-	-	-	(1)
	<b>(7,928)</b>	<b>(10)</b>	<b>(9)</b>	<b>(35)</b>	<b>(7)</b>	<b>(21)</b>	<b>(16)</b>	<b>(6)</b>	<b>(37)</b>	<b>(103)</b>	<b>(17)</b>	<b>(5)</b>	<b>(3)</b>	<b>(269)</b>
<b>Irma</b>														
4335-VI	(329)	(1)	-	(12)	-	-	-	-	-	(1)	-	-	(1)	(15)
4336-PR	(76)	-	-	(1)	-	-	-	-	(3)	-	-	-	-	(4)
4337-FL	(5,060)	(2)	(5)	(6)	(14)	(2)	(13)	(3)	(2)	(19)	(29)	(17)	(38)	(150)
4338-GA	(196)	(2)	-	-	-	-	-	-	(1)	(4)	-	(4)	-	(11)
4341-FL	(3)	-	-	-	-	-	-	-	-	-	-	-	-	-
4346-SC	(46)	-	-	-	-	-	-	-	-	-	-	-	-	-
	<b>(5,710)</b>	<b>(5)</b>	<b>(5)</b>	<b>(19)</b>	<b>(14)</b>	<b>(2)</b>	<b>(13)</b>	<b>(3)</b>	<b>(6)</b>	<b>(24)</b>	<b>(29)</b>	<b>(21)</b>	<b>(39)</b>	<b>(180)</b>
<b>Maria</b>														
4339-PR	(35,172)	(101)	(115)	(380)	(740)	(311)	(290)	(453)	(541)	(181)	(561)	(884)	(379)	(4,936)
4340-VI	(4,247)	(25)	(8)	(23)	(454)	(11)	(17)	(39)	(404)	(1,120)	(89)	(1,441)	(83)	(3,714)
	<b>(39,419)</b>	<b>(126)</b>	<b>(123)</b>	<b>(403)</b>	<b>(1,194)</b>	<b>(322)</b>	<b>(307)</b>	<b>(492)</b>	<b>(945)</b>	<b>(1,301)</b>	<b>(650)</b>	<b>(2,325)</b>	<b>(462)</b>	<b>(8,650)</b>
<b>CA Wildfires 2017</b>														
4344-CA	(1,449)	(2)	(4)	-	(3)	(13)	(4)	(53)	(2)	-	-	-	-	(81)
	<b>(1,449)</b>	<b>(2)</b>	<b>(4)</b>	<b>-</b>	<b>(3)</b>	<b>(13)</b>	<b>(4)</b>	<b>(53)</b>	<b>(2)</b>	<b>-</b>	<b>-</b>	<b>-</b>	<b>-</b>	<b>(81)</b>
<b>Florence</b>														
4393-NC	(1,451)	(3)	(6)	(4)	(2)	(10)	(2)	(3)	(9)	(17)	(7)	(40)	(21)	(124)
4394-SC	(246)	(3)	-	-	-	-	(1)	-	-	-	-	-	-	(4)
4401-VA	(45)	-	-	-	-	(1)	-	-	-	(1)	-	-	-	(2)
	<b>(1,742)</b>	<b>(6)</b>	<b>(6)</b>	<b>(4)</b>	<b>(2)</b>	<b>(11)</b>	<b>(3)</b>	<b>(3)</b>	<b>(9)</b>	<b>(18)</b>	<b>(7)</b>	<b>(40)</b>	<b>(21)</b>	<b>(130)</b>
<b>Michael</b>														
4399-FL	(2,762)	(104)	(18)	(12)	(25)	(5)	(8)	(41)	(26)	(7)	(20)	(9)	(27)	(302)
4400-GA	(328)	-	(1)	-	-	-	-	-	(2)	(1)	(3)	(24)	-	(31)
4406-AL	(20)	-	(1)	(1)	(1)	-	(1)	-	-	-	-	-	-	(4)
4411-VA	(41)	-	-	-	(1)	-	-	-	-	-	(1)	-	-	(2)
4412-NC	(27)	-	-	-	-	-	(1)	-	-	(1)	-	(1)	-	(3)
	<b>(3,178)</b>	<b>(104)</b>	<b>(20)</b>	<b>(13)</b>	<b>(27)</b>	<b>(5)</b>	<b>(10)</b>	<b>(41)</b>	<b>(28)</b>	<b>(9)</b>	<b>(24)</b>	<b>(34)</b>	<b>(27)</b>	<b>(342)</b>

APPENDIX B: DRF Funding Activity (By Catastrophic Disaster)

Disaster Relief Fund Monthly Detailed Obligations FY 2022

(\$ in millions)

Event/DR	Cumulative Obligations													
	Through FY 2021	October Actual	November Actual	December Actual	January Actual	February Actual	March Actual	April Estimated	May Estimated	June Estimated	July Estimated	August Estimated	September Estimated	FY 2022 Total
<b>Nebraska Winter Storm 2019</b>														
4420-NB	(571)	(1)	(73)	(7)	(2)	(1)	(1)	(2)	(52)	-	-	(2)	-	(141)
	<b>(571)</b>	<b>(1)</b>	<b>(73)</b>	<b>(7)</b>	<b>(2)</b>	<b>(1)</b>	<b>(1)</b>	<b>(2)</b>	<b>(52)</b>	<b>-</b>	<b>-</b>	<b>(2)</b>	<b>-</b>	<b>(141)</b>
<b>Yutu</b>														
4404-NMI	(793)	(1)	(9)	(2)	(10)	(7)	(16)	(8)	(9)	(4)	-	(6)	(8)	(80)
	<b>(793)</b>	<b>(1)</b>	<b>(9)</b>	<b>(2)</b>	<b>(10)</b>	<b>(7)</b>	<b>(16)</b>	<b>(8)</b>	<b>(9)</b>	<b>(4)</b>	<b>-</b>	<b>(6)</b>	<b>(8)</b>	<b>(80)</b>
<b>CA Wildfires 2018</b>														
4407-CA	(1,811)	(1)	(3)	(4)	(1)	(11)	(1)	(15)	(1)	(13)	(1)	-	(8)	(59)
	<b>(1,811)</b>	<b>(1)</b>	<b>(3)</b>	<b>(4)</b>	<b>(1)</b>	<b>(11)</b>	<b>(1)</b>	<b>(15)</b>	<b>(1)</b>	<b>(13)</b>	<b>(1)</b>	<b>-</b>	<b>(8)</b>	<b>(59)</b>
<b>PR Earthquakes 4473</b>														
4473-PR	(683)	(23)	(62)	(47)	(33)	(26)	(68)	(13)	(102)	(28)	(4)	(5)	(9)	(420)
	<b>(683)</b>	<b>(23)</b>	<b>(62)</b>	<b>(47)</b>	<b>(33)</b>	<b>(26)</b>	<b>(68)</b>	<b>(13)</b>	<b>(102)</b>	<b>(28)</b>	<b>(4)</b>	<b>(5)</b>	<b>(9)</b>	<b>(420)</b>
<b>COVID-19</b>														
4480-NY	(7,254)	(22)	(36)	(1,193)	(1,013)	(59)	(205)	(35)	(246)	(175)	(195)	(15)	(27)	(3,221)
4481-WA	(1,865)	(47)	(6)	(12)	(18)	(3)	(19)	(4)	(8)	(34)	(174)	(144)	(219)	(688)
4482-CA	(12,790)	(479)	(79)	(218)	(175)	(195)	(85)	(671)	(939)	(990)	(231)	(170)	(5)	(4,237)
4483-IA	(459)	(14)	(3)	(8)	(2)	(3)	(9)	(3)	(4)	(1)	(1)	(7)	(26)	(81)
4484-LA	(2,324)	(19)	(6)	(88)	(62)	(17)	(31)	(6)	(111)	(29)	(19)	(20)	(243)	(651)
4485-TX	(15,579)	(33)	(98)	(2,401)	(67)	(28)	(266)	(121)	(9)	(173)	(5)	(2)	(147)	(3,350)
4486-FL	(4,146)	(10)	(21)	(28)	(4)	(124)	(169)	(148)	(72)	(247)	(10)	(10)	(32)	(875)
4487-NC	(1,314)	(17)	(52)	(109)	(30)	(49)	(75)	-	(5)	(16)	(38)	(5)	(9)	(405)
4488-NJ	(2,999)	(29)	(49)	(112)	(72)	(246)	(153)	(31)	(169)	(29)	(3)	(12)	(15)	(920)
4489-IL	(2,518)	(18)	(29)	(103)	(25)	(42)	(42)	(24)	(58)	(61)	(11)	(1)	(1)	(415)
4490-MO	(809)	(9)	(11)	(33)	(50)	(18)	(20)	(21)	(8)	(17)	-	(1)	-	(188)
4491-MD	(1,959)	(20)	(4)	(29)	(39)	(49)	(69)	(28)	(21)	(86)	(38)	(237)	(63)	(683)
4492-SC	(749)	(43)	(4)	(2)	-	(72)	(19)	(38)	(80)	(35)	(39)	(65)	(12)	(409)
4493-PR	(752)	(1)	(2)	(23)	(6)	(1)	(15)	(1)	(8)	(1)	-	(50)	(31)	(139)
4494-MI	(2,614)	(2)	(8)	(46)	(68)	(9)	(17)	(16)	(21)	(52)	(73)	(53)	(56)	(421)
4495-GU	(165)	(3)	(2)	(8)	(2)	(2)	(1)	(8)	(5)	(14)	-	-	(6)	(51)
4496-MA	(2,263)	(20)	(42)	(61)	(40)	(24)	(62)	(15)	(42)	(135)	(80)	(36)	(22)	(579)
4497-KY	(414)	(2)	(1)	(12)	(1)	(14)	(9)	-	(7)	(10)	(16)	(11)	(48)	(131)
4498-CO	(1,642)	(1)	(172)	(39)	(301)	(9)	(137)	-	-	(42)	(14)	(5)	(32)	(752)
4499-OR	(914)	(35)	(3)	(31)	(14)	(2)	(16)	(3)	(44)	(36)	(47)	(51)	(133)	(415)
4500-CT	(705)	(68)	(15)	(11)	(34)	(9)	(35)	(17)	(3)	(44)	(10)	(4)	(1)	(251)
4501-GA	(1,712)	(1)	(3)	(11)	(6)	(14)	(19)	(14)	(7)	(1)	(15)	(8)	(42)	(141)
4502-DC	(533)	(14)	(14)	(16)	(15)	(44)	(43)	(47)	(65)	(44)	(10)	(1)	(6)	(319)
4503-AL	(457)	(4)	-	-	(1)	(4)	(7)	(1)	-	-	(2)	-	-	(19)
4504-KS	(268)	(5)	(8)	(163)	(6)	(8)	(5)	-	-	(74)	(3)	-	-	(272)
4505-RI	(600)	(24)	(11)	(11)	(17)	(8)	(65)	(7)	(160)	(25)	(10)	(1)	(1)	(340)
4506-PA	(2,684)	(7)	(25)	(61)	(43)	(50)	(61)	(11)	(23)	(34)	(65)	(190)	(160)	(730)
4507-OH	(1,673)	(5)	(7)	(103)	(72)	(24)	(47)	(4)	(3)	(33)	(114)	(1)	(1)	(414)
4508-MT	(137)	(2)	(4)	(8)	(5)	(1)	(1)	(3)	(1)	(3)	(6)	(6)	(9)	(49)
4509-ND	(222)	(9)	(1)	(2)	(1)	(2)	(2)	(3)	(7)	(3)	(12)	(12)	(20)	(74)
4510-HI	(664)	(11)	(1)	(2)	(72)	-	(2)	(3)	(5)	(1)	-	-	-	(97)
4511-MP	(51)	(1)	-	(1)	(2)	-	(2)	-	(23)	(1)	-	-	-	(30)
4512-VA	(1,260)	(27)	(7)	(26)	(47)	(11)	(12)	(2)	(12)	(5)	(58)	(131)	(120)	(458)
4513-VI	(83)	(7)	(1)	(9)	(2)	(22)	(7)	(3)	(3)	(5)	-	-	(5)	(64)
4514-TN	(856)	(6)	(52)	(21)	(4)	(5)	(18)	(3)	(13)	(13)	(4)	(9)	(22)	(170)
4515-IN	(779)	(8)	(4)	(45)	(25)	(15)	(20)	(8)	(1)	(14)	(44)	-	(45)	(229)
4516-NH	(305)	(1)	(1)	(8)	(7)	-	(1)	(4)	(5)	-	(4)	-	-	(31)
4517-WV	(268)	(5)	(1)	(30)	(3)	-	(35)	(1)	(7)	(2)	-	(1)	(1)	(86)
4518-AR	(198)	(64)	(11)	(7)	(9)	-	(9)	(4)	(5)	(5)	-	(1)	(1)	(116)
4520-WI	(553)	(2)	(103)	(12)	(6)	(100)	(34)	(3)	(1)	(80)	(60)	(279)	(47)	(727)
4521-NE	(301)	(2)	(28)	(4)	(1)	(33)	(7)	(6)	(4)	(1)	(6)	(37)	(2)	(131)
4522-ME	(220)	(3)	(6)	(35)	(20)	(10)	(7)	(1)	(2)	(1)	(5)	(4)	(5)	(99)
4523-NV	(691)	(1)	(1)	(48)	(32)	-	(17)	(14)	(2)	(2)	(1)	(1)	(1)	(120)

APPENDIX B: DRF Funding Activity (By Catastrophic Disaster)

Disaster Relief Fund Monthly Detailed Obligations FY 2022  
(\$ in millions)

Event/DR	Cumulative Obligations	October	November	December	January	February	March	April	May	June	July	August	September	FY 2022 Total
	Through FY 2021	Actual	Actual	Actual	Actual	Actual	Actual	Estimated	Estimated	Estimated	Estimated	Estimated	Estimated	
4524-AZ	(1,502)	(1)	(2)	(23)	(20)	(5)	(35)	(50)	(49)	(121)	(38)	-	(13)	(357)
4525-UT	(284)	(17)	(33)	(9)	(60)	(2)	(26)	(19)	(19)	-	-	(1)	(2)	(188)
4526-DE	(187)	(8)	(1)	(14)	(14)	(89)	(8)	-	-	-	-	-	(14)	(148)
4527-SD	(36)	(1)	(1)	(3)	-	(1)	(3)	-	(4)	(4)	(4)	(4)	(8)	(33)
4528-MS	(721)	(10)	(3)	-	(1)	(1)	(42)	(2)	(36)	(123)	(2)	(2)	(3)	(225)
4529-NM	(429)	(1)	(5)	(34)	(23)	(4)	(17)	(21)	(15)	-	(17)	-	(3)	(140)
4530-OK	(405)	(2)	(3)	(15)	(7)	(1)	(8)	(2)	-	-	-	-	(1)	(39)
4531-MN	(742)	(56)	(19)	(68)	(20)	(44)	(44)	(17)	(13)	(8)	(3)	-	-	(292)
4532-VT	(381)	(3)	(1)	(22)	(7)	(7)	(30)	(4)	-	-	-	-	-	(74)
4533-AK	(134)	(11)	(12)	(2)	-	(3)	(5)	(4)	(10)	(17)	(8)	(21)	(11)	(104)
4534-ID	(152)	(27)	-	(7)	(31)	(26)	(15)	(80)	(7)	-	-	-	(3)	(189)
4535-WY	(78)	(19)	-	(7)	(2)	-	-	-	(4)	(4)	(5)	(12)	(13)	(66)
4537-AS	(5)	(1)	-	-	-	-	(9)	-	(1)	(1)	-	-	-	(12)
4545-FL	-	-	-	-	-	-	-	-	(2)	-	-	-	-	(2)
4582-AZ	(8)	(1)	(1)	(4)	(2)	(2)	(2)	-	-	-	-	-	-	(12)
4591-TR	-	-	(2)	-	-	-	-	-	-	-	-	-	-	(2)
	<b>(83,813)</b>	<b>(1,259)</b>	<b>(1,015)</b>	<b>(5,398)</b>	<b>(2,606)</b>	<b>(1,511)</b>	<b>(2,119)</b>	<b>(1,531)</b>	<b>(2,362)</b>	<b>(2,852)</b>	<b>(1,500)</b>	<b>(1,621)</b>	<b>(1,687)</b>	<b>(25,461)</b>
<b>California Wildfires 2020</b>														
4558-CA	(396)	-	(9)	(4)	(7)	(26)	(14)	(15)	(23)	(23)	(29)	(130)	(8)	(288)
	<b>(396)</b>	<b>-</b>	<b>(9)</b>	<b>(4)</b>	<b>(7)</b>	<b>(26)</b>	<b>(14)</b>	<b>(15)</b>	<b>(23)</b>	<b>(23)</b>	<b>(29)</b>	<b>(130)</b>	<b>(8)</b>	<b>(288)</b>
<b>Laura</b>														
4559-LA	(1,504)	(161)	(67)	(137)	(26)	(162)	(55)	(97)	(14)	(42)	(14)	(44)	(7)	(826)
4572-TX	(4)	-	-	-	(33)	(2)	(10)	(3)	(5)	(2)	-	-	(1)	(56)
	<b>(1,508)</b>	<b>(161)</b>	<b>(67)</b>	<b>(137)</b>	<b>(59)</b>	<b>(164)</b>	<b>(65)</b>	<b>(100)</b>	<b>(19)</b>	<b>(44)</b>	<b>(14)</b>	<b>(44)</b>	<b>(8)</b>	<b>(882)</b>
<b>Oregon Wildfires 2020</b>														
4562-OR	(439)	(26)	(21)	(57)	(9)	(32)	(4)	(9)	(23)	(8)	(6)	(8)	(32)	(235)
	<b>(439)</b>	<b>(26)</b>	<b>(21)</b>	<b>(57)</b>	<b>(9)</b>	<b>(32)</b>	<b>(4)</b>	<b>(9)</b>	<b>(23)</b>	<b>(8)</b>	<b>(6)</b>	<b>(8)</b>	<b>(32)</b>	<b>(235)</b>
<b>Ida</b>														
4611-LA	(1,421)	(730)	(256)	(196)	(136)	(588)	(144)	(179)	(214)	(173)	(92)	(43)	(22)	(2,773)
4614-NJ	(110)	(139)	(39)	(29)	(7)	(18)	(9)	(5)	(6)	(3)	-	-	(1)	(256)
4615-NY	(107)	(100)	(38)	(52)	(3)	(9)	(20)	(4)	-	-	-	-	-	(226)
4618-PA	(15)	(36)	(56)	(37)	(13)	(11)	(6)	(14)	(5)	(6)	(11)	(30)	(10)	(235)
4626-MS		(10)	(2)	(5)	-	(2)	(8)	(1)	(1)	-	(2)	(4)	(3)	(38)
4627-DE		-	-	-	(1)	-	-	-	-	-	-	-	(1)	(2)
4629-CT		-	(8)	(5)	-	(1)	-	-	-	-	-	(7)	-	(21)
	<b>(1,653)</b>	<b>(1,015)</b>	<b>(399)</b>	<b>(324)</b>	<b>(160)</b>	<b>(629)</b>	<b>(187)</b>	<b>(203)</b>	<b>(226)</b>	<b>(182)</b>	<b>(105)</b>	<b>(84)</b>	<b>(37)</b>	<b>(3,551)</b>
<b>TOTAL</b>	<b>\$ (242,835)</b>	<b>\$ (2,761)</b>	<b>\$ (1,893)</b>	<b>\$ (6,486)</b>	<b>\$ (4,186)</b>	<b>\$ (2,827)</b>	<b>\$ (2,942)</b>	<b>\$ (2,609)</b>	<b>\$ (3,946)</b>	<b>\$ (4,716)</b>	<b>\$ (2,471)</b>	<b>\$ (4,368)</b>	<b>\$ (2,453)</b>	<b>\$ (41,658)</b>

**APPENDIX C: Hurricanes Sandy, Harvey, Irma, and Maria and Disasters Declared Since August 1, 2017  
(Actual Obligations by Program)**

Hurricanes Sandy, Harvey, Irma and Maria, COVID-19, and Disasters Declared Since August 1, 2017  
FY 2022 Actuals/ Estimated  
as of March 31, 2022  
(\$ in millions)

	Cumulative Obligations Through FY 2021 <sup>(1)</sup>	Actual 1st Qtr	Actual 2nd Qtr	Estimated 3rd Qtr	Estimated 4th Qtr	FY 2022 Totals	Totals Through FY 2022
<b>SANDY</b>							
Public Assistance	\$ 16,836	\$ 12	\$ 76	\$ 69	\$ 82	\$ 239	\$ 17,075
Individual Assistance	1,601	-	-	-	-	-	1,601
Mitigation	1,622	1	44	20	-	65	1,687
Operations	318	-	-	-	-	-	318
Administrative	1,579	9	5	8	1	23	1,602
<b>Total</b>	<b>\$ 21,956</b>	<b>\$ 22</b>	<b>\$ 125</b>	<b>\$ 97</b>	<b>\$ 83</b>	<b>\$ 327</b>	<b>\$ 22,283</b>

	Cumulative Obligations Through FY 2021 <sup>(1)</sup>	Actual 1st Qtr	Actual 2nd Qtr	Estimated 3rd Qtr	Estimated 4th Qtr	FY 2022 Totals	Totals Through FY 2022
<b>HARVEY</b>							
Public Assistance	\$ 2,826	\$ 23	\$ 26	\$ 33	\$ 17	\$ 99	\$ 2,925
Individual Assistance	2,826	-	-	-	-	-	2,826
Mitigation	315	7	10	95	2	114	429
Operations	187	-	-	-	-	-	187
Administrative	1,774	24	8	18	6	56	1,830
<b>Total</b>	<b>\$ 7,928</b>	<b>\$ 54</b>	<b>\$ 44</b>	<b>\$ 146</b>	<b>\$ 25</b>	<b>\$ 269</b>	<b>\$ 8,197</b>

	Cumulative Obligations Through FY 2021 <sup>(1)</sup>	Actual 1st Qtr	Actual 2nd Qtr	Estimated 3rd Qtr	Estimated 4th Qtr	FY 2022 Totals	Totals Through FY 2022
<b>IRMA</b>							
Public Assistance	\$ 2,666	\$ 13	\$ 8	\$ 11	\$ 56	\$ 88	\$ 2,754
Individual Assistance	1,311	-	-	-	-	-	1,311
Mitigation	316	4	17	20	24	65	381
Operations	249	-	-	-	-	-	249
Administrative	1,168	12	4	2	9	27	1,195
<b>Total</b>	<b>\$ 5,710</b>	<b>\$ 29</b>	<b>\$ 29</b>	<b>\$ 33</b>	<b>\$ 89</b>	<b>\$ 180</b>	<b>\$ 5,890</b>

	Cumulative Obligations Through FY 2021 <sup>(1)</sup>	Actual 1st Qtr	Actual 2nd Qtr	Estimated 3rd Qtr	Estimated 4th Qtr	FY 2022 Totals	Totals Through FY 2022
<b>MARIA</b>							
Public Assistance	\$ 28,627	\$ 547	\$ 1,772	\$ 2,616	\$ 3,303	\$ 8,238	\$ 36,865
Individual Assistance	2,443	-	-	-	-	-	2,443
Mitigation	191	24	9	67	90	190	381
Operations	4,339	1	-	-	-	1	4,340
Administrative	3,819	80	42	55	44	221	4,040
<b>Total</b>	<b>\$ 39,419</b>	<b>\$ 652</b>	<b>\$ 1,823</b>	<b>\$ 2,738</b>	<b>\$ 3,437</b>	<b>\$ 8,650</b>	<b>\$ 48,069</b>

	Cumulative Obligations Through FY 2021 <sup>(1)</sup>	Actual 1st Qtr	Actual 2nd Qtr	Estimated 3rd Qtr	Estimated 4th Qtr	FY 2022 Totals	Totals Through FY 2022
<b>COVID-19</b>							
Public Assistance	\$ 32,555	\$ 6,741	\$ 4,735	\$ 6,544	\$ 4,737	\$ 22,757	\$ 55,312
Individual Assistance	43,405	263	122	1	-	386	43,791
Mitigation		5	415	5	3	428	428
Operations	7,043	585	758	106	-	1,449	8,492
Administrative	810	78	206	89	68	441	1,251
<b>Total</b>	<b>\$ 83,813</b>	<b>\$ 7,672</b>	<b>\$ 6,236</b>	<b>\$ 6,745</b>	<b>\$ 4,808</b>	<b>\$ 25,461</b>	<b>\$ 109,274</b>

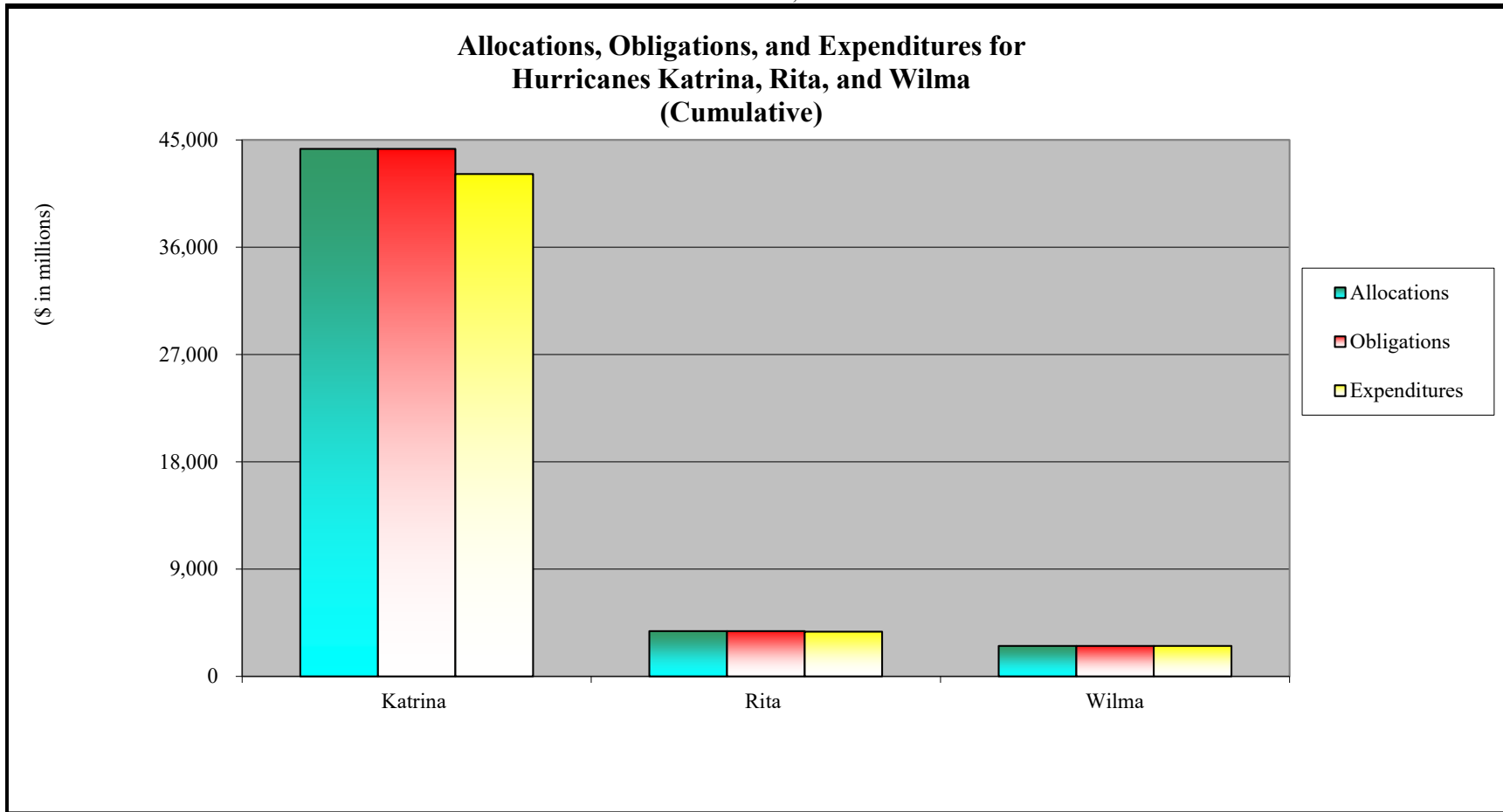
	Cumulative Obligations Through FY 2021 <sup>(1)</sup>	Actual 1st Qtr	Actual 2nd Qtr	Estimated 3rd Qtr	Estimated 4th Qtr	FY 2022 Totals	Totals Through FY 2022
<b>Disasters Declared Since 8/1/2017 <sup>(2)</sup></b>							
Public Assistance	\$ 76,579	\$ 9,735	\$ 7,876	\$ 10,203	\$ 8,800	\$ 36,614	\$ 113,193
Individual Assistance	1,449	1,940	1,019	294	69	3,322	4,771
Mitigation	50,666	108	134	475	363	1,080	51,746
Operations	13,327	755	866	188	(13)	1,796	15,123
Administrative	11,594	780	642	382	254	2,058	13,652
<b>Total</b>	<b>\$ 153,615</b>	<b>\$ 13,318</b>	<b>\$ 10,537</b>	<b>\$ 11,542</b>	<b>\$ 9,473</b>	<b>\$ 44,870</b>	<b>\$ 198,485</b>

(1) Adjusted for recoveries that occur in FY 2022 against prior-year obligations.  
(2) Per section 1224 of DRRRA (P.L. 115-254).



**APPENDIX D: ALLOCATIONS, OBLIGATIONS, AND EXPENDITURES**

as of March 31, 2022



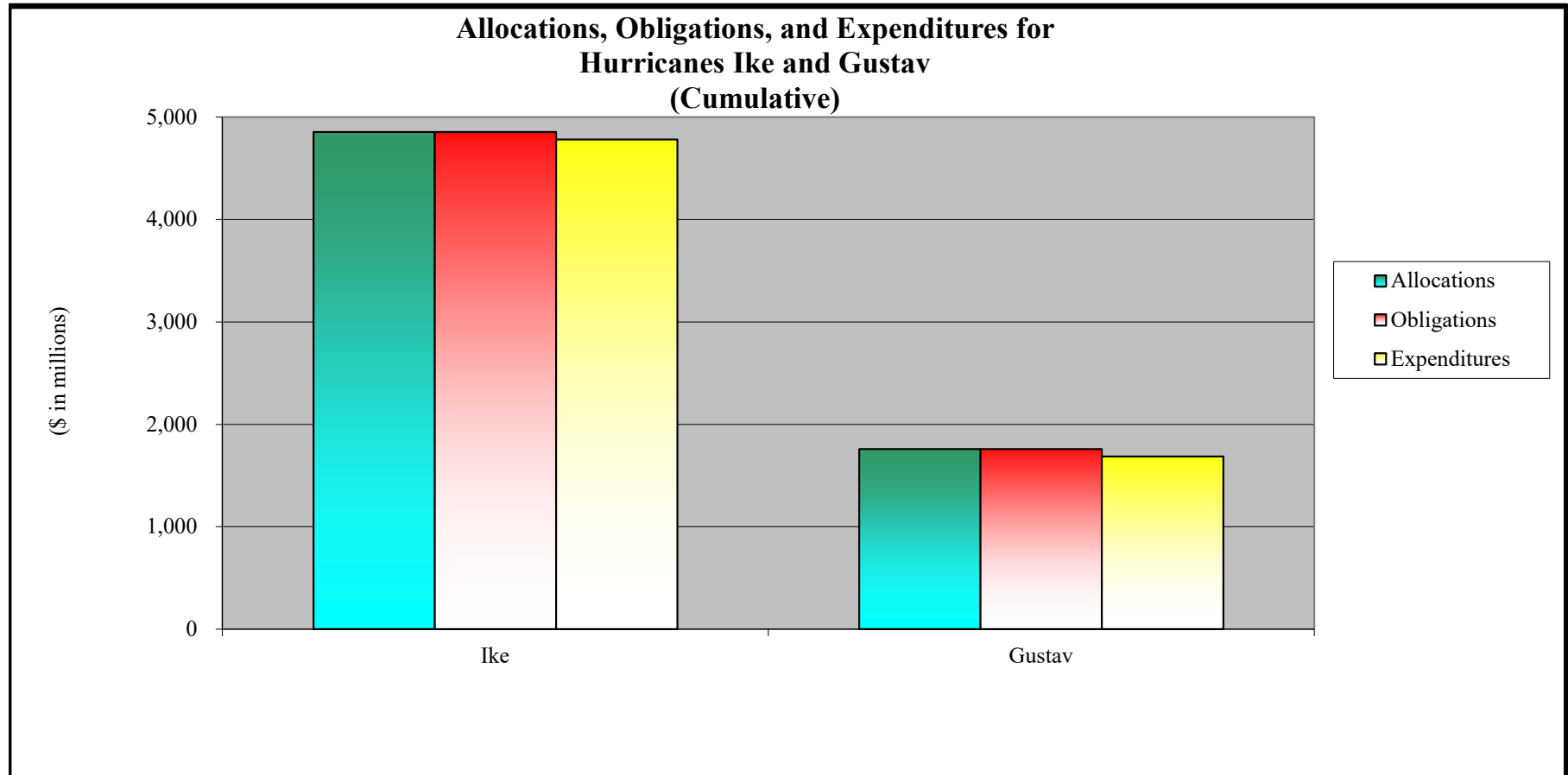
	Katrina		Rita		Wilma		Total
<b>Allocations</b>	\$	44,260	\$	3,799	\$	2,567	\$ 50,626
<b>Obligations</b>		44,260		3,799		2,567	50,626
<b>Expenditures</b>	\$	42,149	\$	3,756	\$	2,563	\$ 48,468

Source of financial information is IFMIS.

Total obligations include prior-year deobligations.

**APPENDIX D: ALLOCATIONS, OBLIGATIONS, AND EXPENDITURES**

as of March 31, 2022



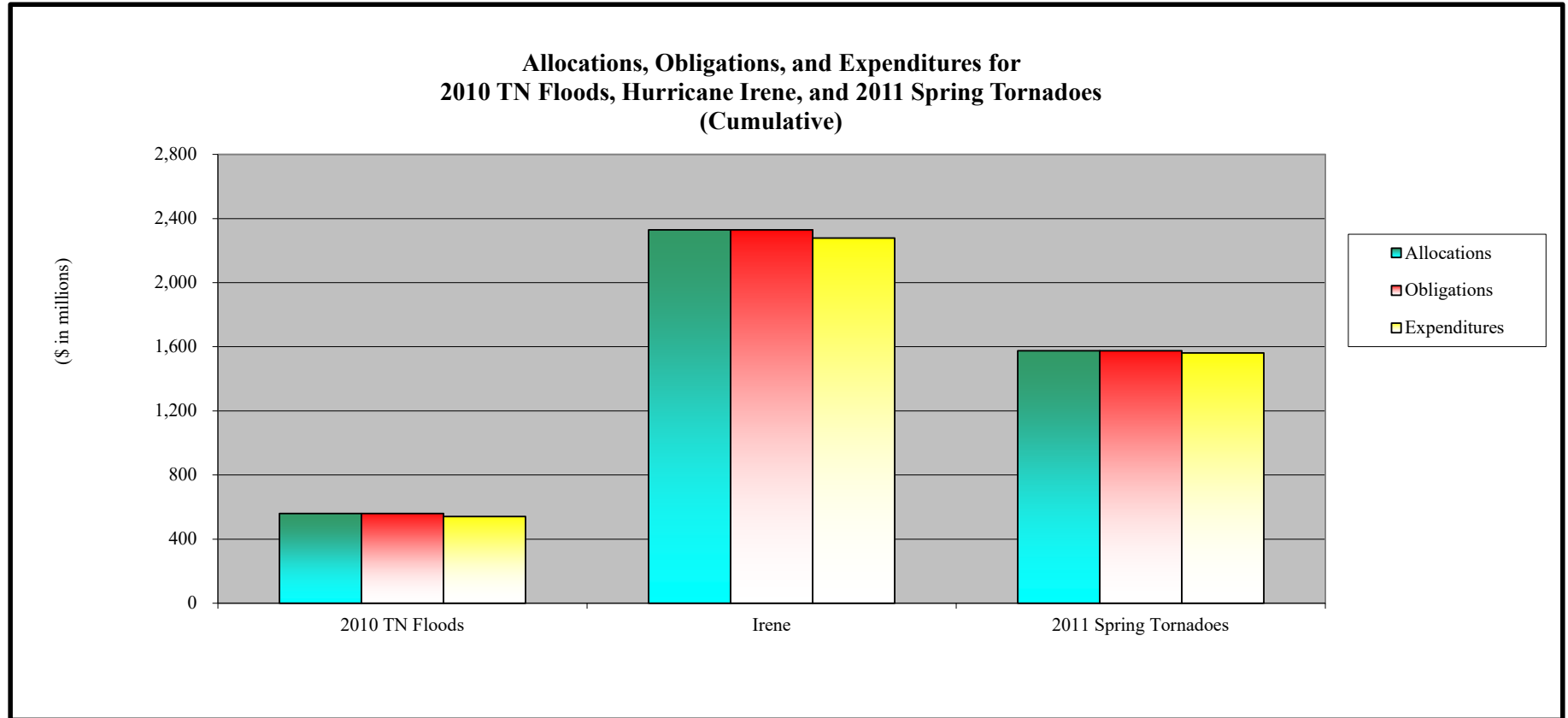
	Ike	Gustav	Total
<b>Allocations</b>	\$ 4,854	\$ 1,758	\$ 6,612
<b>Obligations</b>	4,854	1,758	6,612
<b>Expenditures</b>	\$ 4,781	\$ 1,686	\$ 6,467

Source of financial information is IFMIS.

Total obligations include prior-year deobligations.

APPENDIX D: ALLOCATIONS, OBLIGATIONS, AND EXPENDITURES

as of March 31, 2022

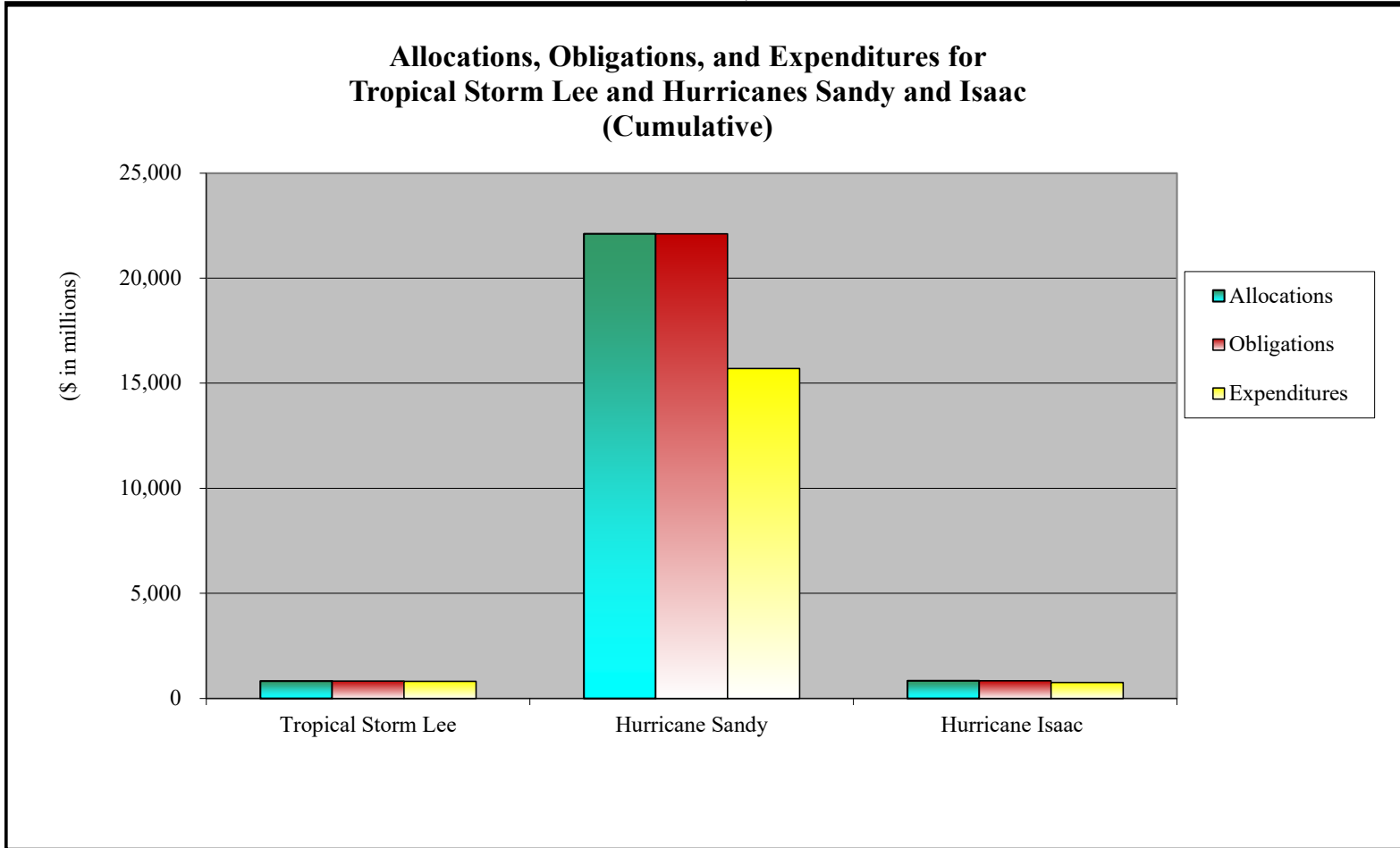


	2010 TN Floods	Irene	2011 Spring Tornadoes	Total
<b>Allocations</b>	\$ 559	\$ 2,329	\$ 1,575	\$ 4,463
<b>Obligations</b>	559	2,329	1,575	4,463
<b>Expenditures</b>	\$ 540	\$ 2,278	\$ 1,561	\$ 4,379

Source of financial information is IFMIS.  
Total obligations include prior-year deobligations.

APPENDIX D: ALLOCATIONS, OBLIGATIONS, AND EXPENDITURES

as of March 31, 2022



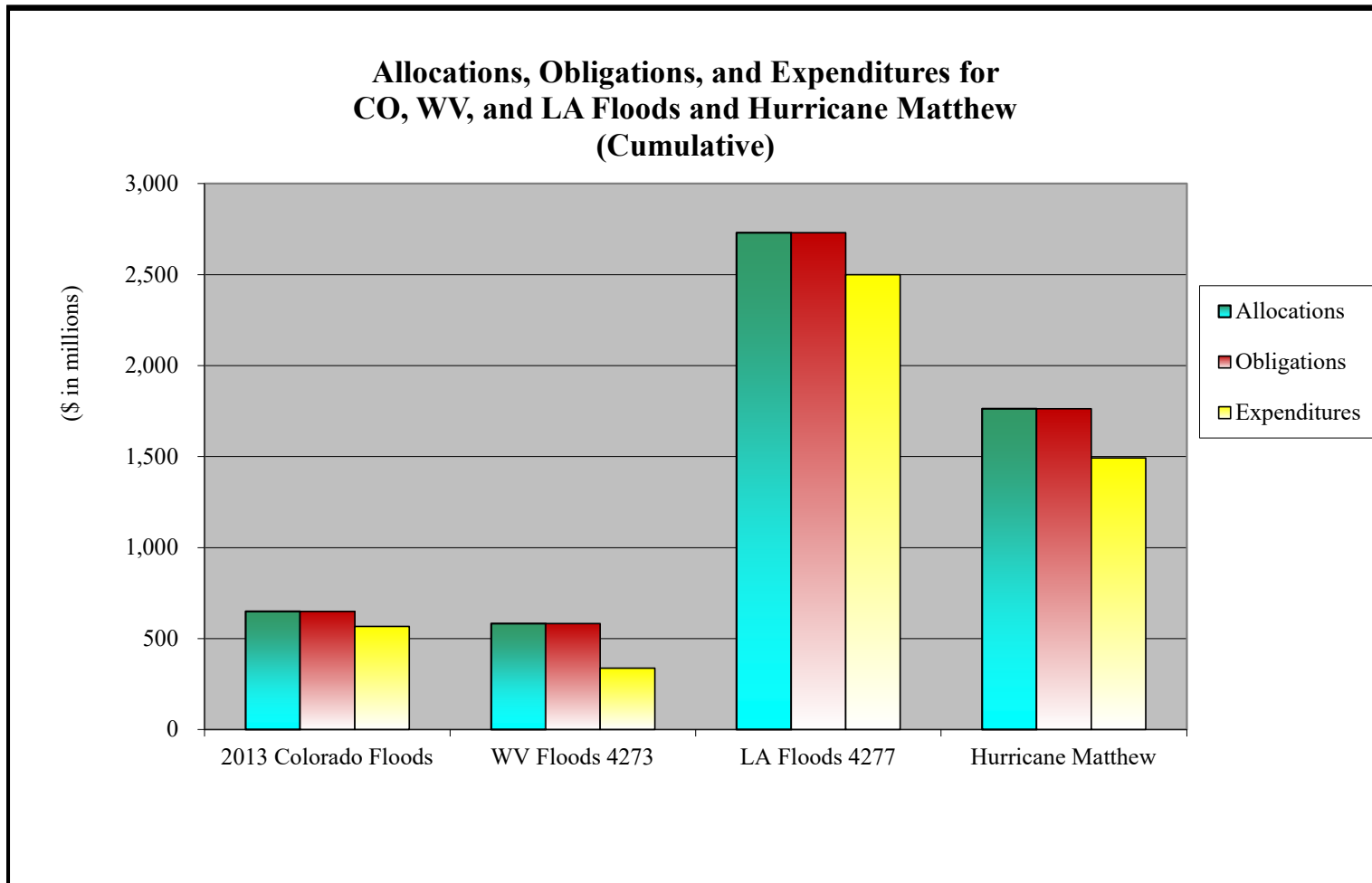
	Tropical Storm Lee	Hurricane Sandy	Hurricane Isaac	Total
<b>Allocations</b>	\$ 828	\$ 22,103	\$ 835	\$ 23,766
<b>Obligations</b>	828	22,103	835	23,766
<b>Expenditures</b>	\$ 811	\$ 15,696	\$ 754	\$ 17,261

Source of financial information is IFMIS.

Total obligations include prior-year deobligations.

**APPENDIX D: ALLOCATIONS, OBLIGATIONS, AND EXPENDITURES**

as of March 31, 2022



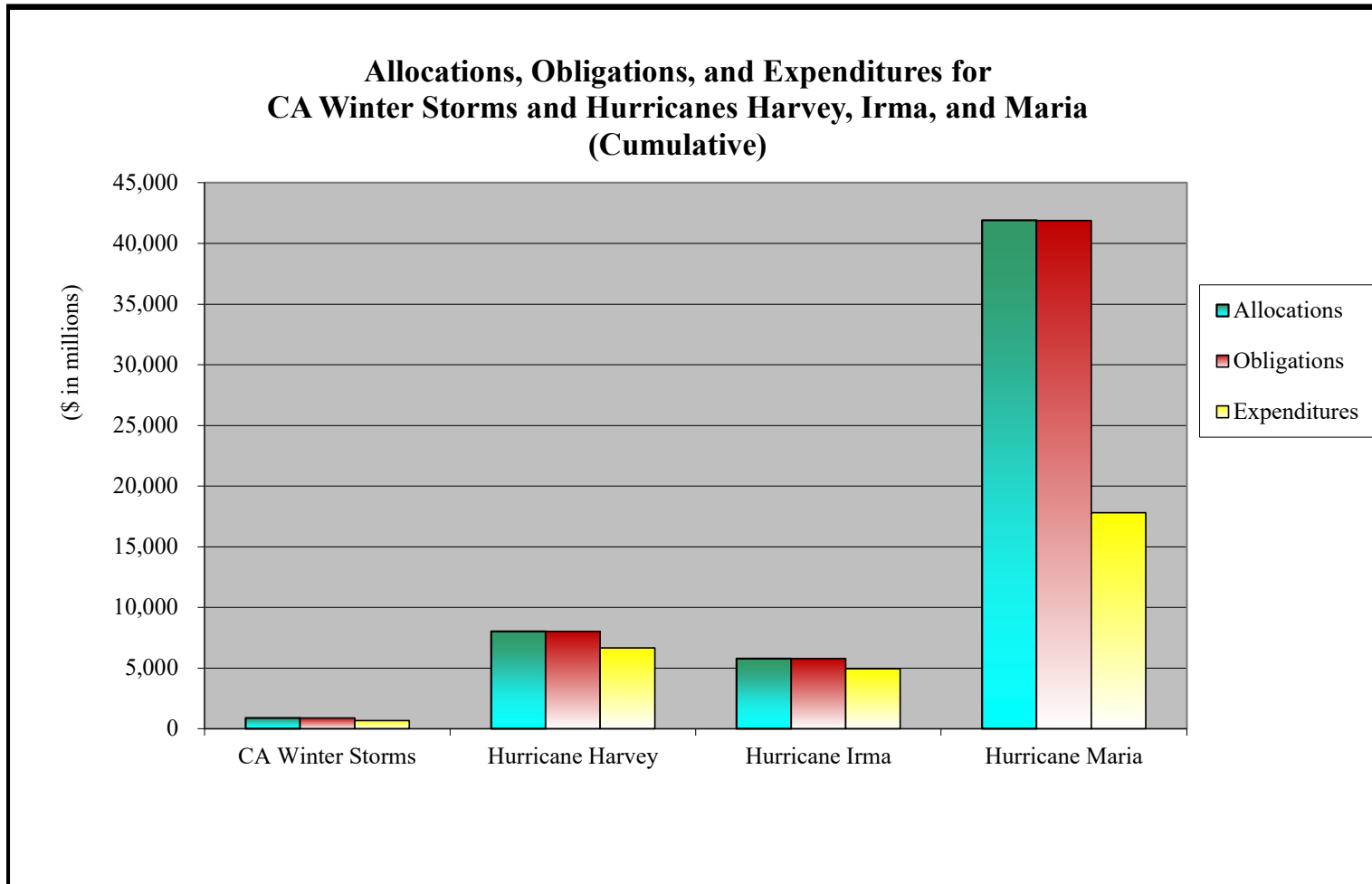
	2013 Colorado Floods	WV Floods 4273	LA Floods 4277	Hurricane Matthew	Total
<b>Allocations</b>	\$ 649	\$ 583	\$ 2,730	\$ 1,763	\$ 5,725
<b>Obligations</b>	649	583	2,730	1,763	5,725
<b>Expenditures</b>	\$ 567	\$ 337	\$ 2,499	\$ 1,493	\$ 4,896

Source of financial information is IFMIS.

Total obligations include prior-year deobligations.

APPENDIX D: ALLOCATIONS, OBLIGATIONS, AND EXPENDITURES

as of March 31, 2022



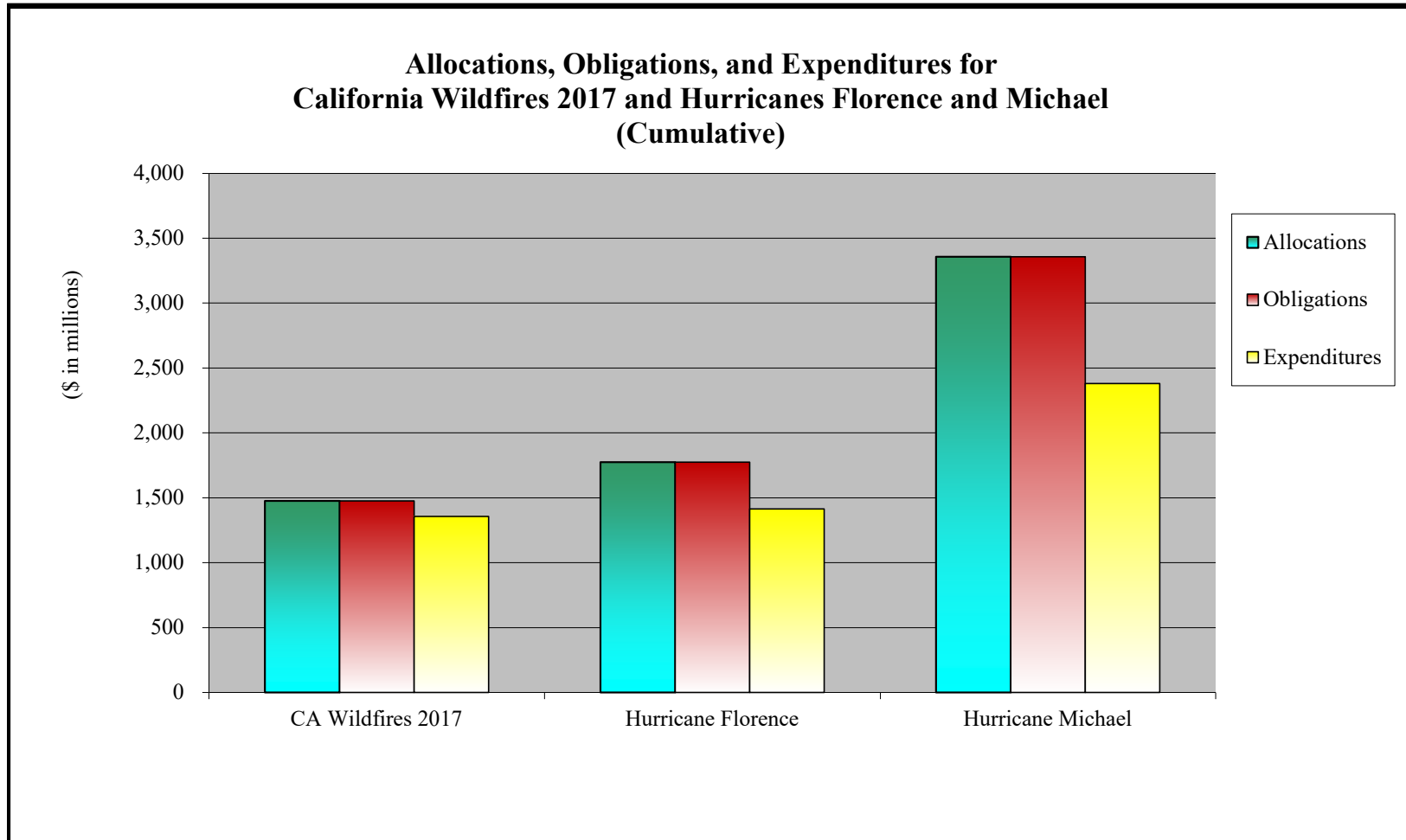
	CA Winter Storms	Hurricane Harvey	Hurricane Irma	Hurricane Maria	Total
<b>Allocations</b>	\$ 884	\$ 8,029	\$ 5,769	\$ 41,896	\$ 56,578
<b>Obligations</b>	883	8,026	5,768	41,894	56,571
<b>Expenditures</b>	\$ 681	\$ 6,658	\$ 4,945	\$ 17,806	\$ 30,090

Source of financial information is IFMIS.

Total obligations include prior-year deobligations.

APPENDIX D: ALLOCATIONS, OBLIGATIONS, AND EXPENDITURES

as of March 31, 2022

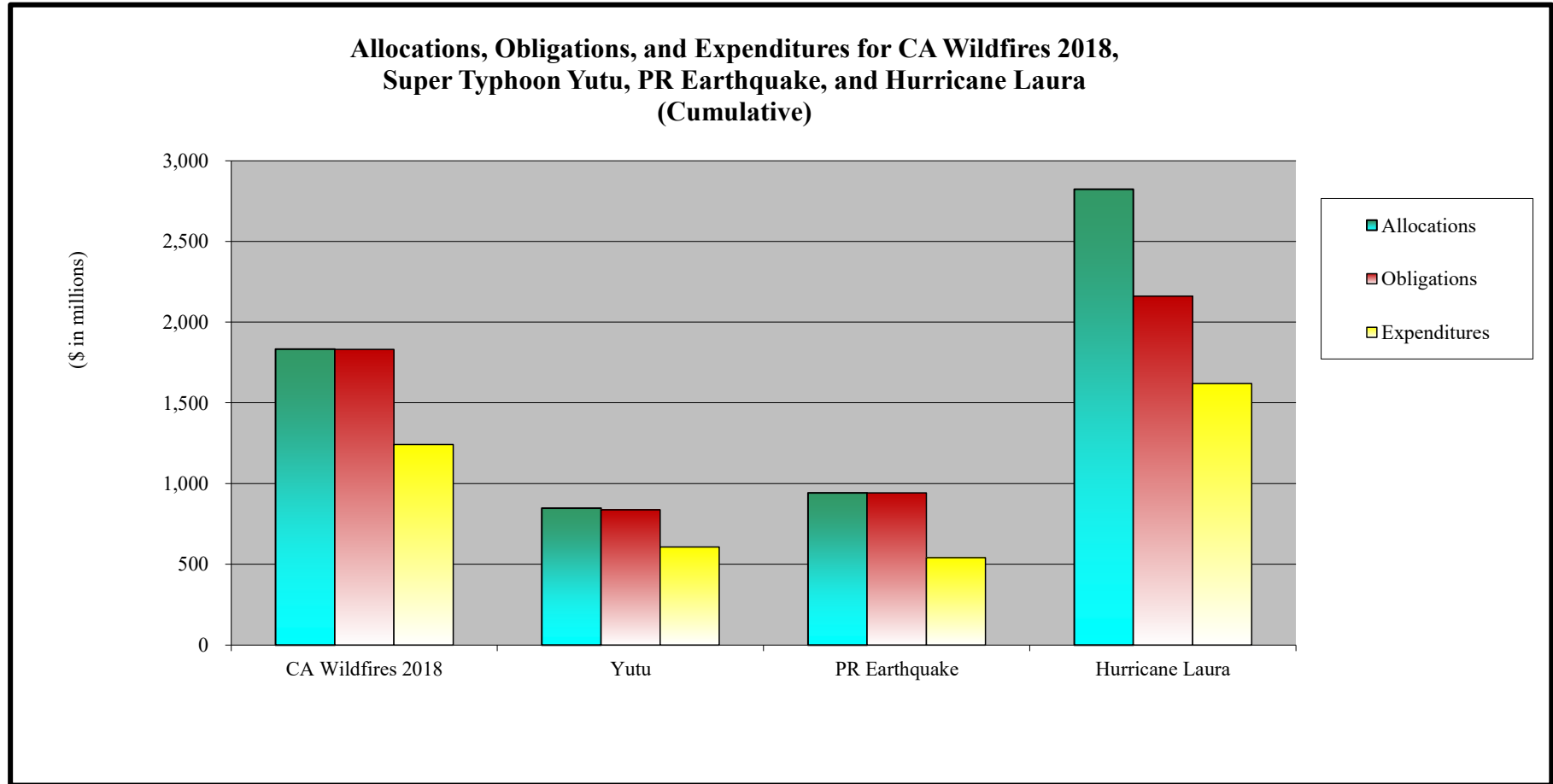


	CA Wildfires 2017	Hurricane Florence	Hurricane Michael	Total
<b>Allocations</b>	\$ 1,475	\$ 1,774	\$ 3,357	\$ 6,606
<b>Obligations</b>	1,475	1,774	3,357	6,606
<b>Expenditures</b>	\$ 1,356	\$ 1,413	\$ 2,380	\$ 5,149

Source of financial information is IFMIS.

Total obligations include prior-year deobligations.

as of March 31, 2022



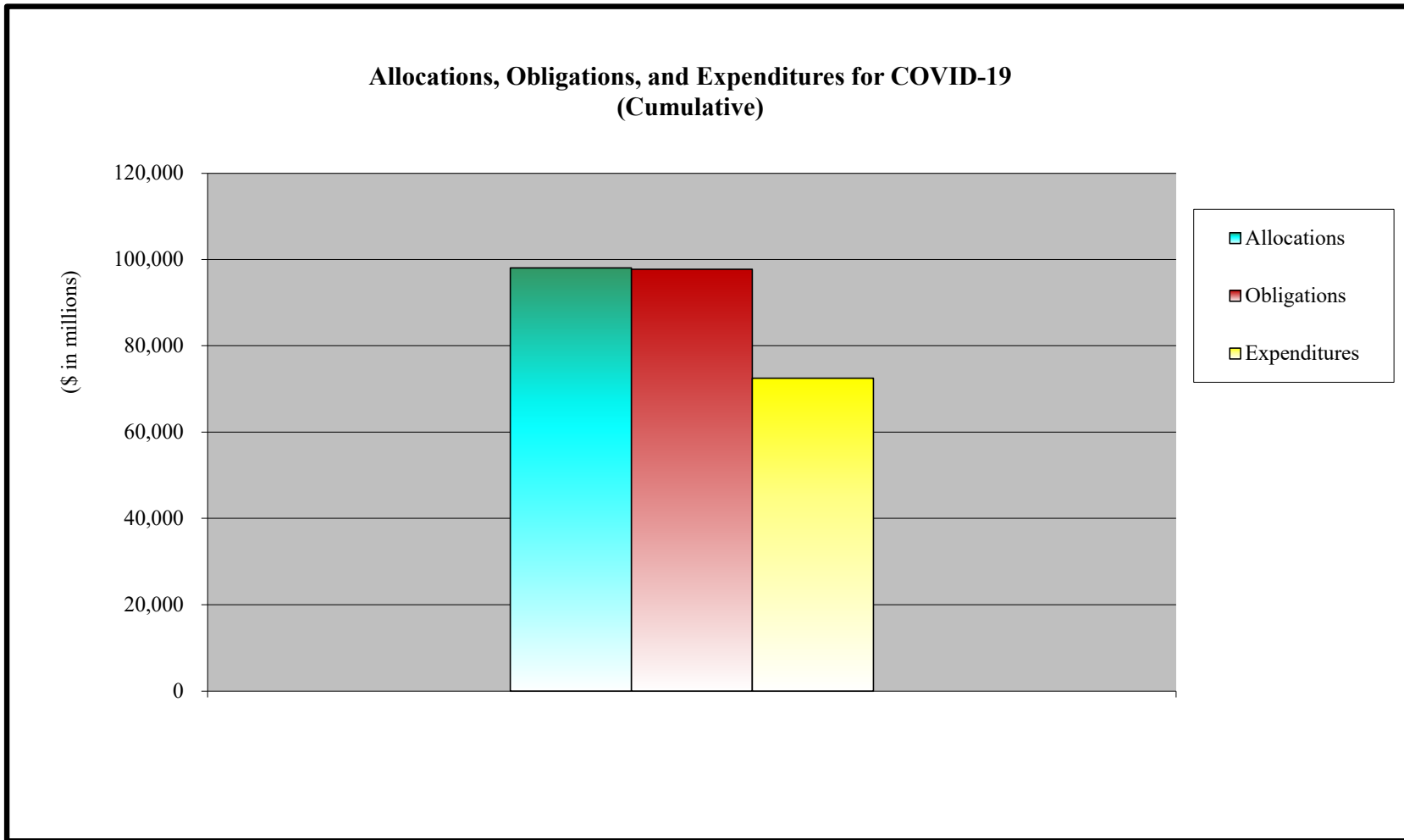
	CA Wildfires 2018	Yutu	PR Earthquake	Hurricane Laura	Total
<b>Allocations</b>	\$ 1,833	\$ 847	\$ 942	\$ 2,824	\$ 6,446
<b>Obligations</b>	1,832	838	942	2,161	5,773
<b>Expenditures</b>	\$ 1,243	\$ 608	\$ 541	\$ 1,619	\$ 4,011

Source of financial information is IFMIS.  
Total obligations include prior-year deobligations.



**APPENDIX D: ALLOCATIONS, OBLIGATIONS, AND EXPENDITURES**

as of March 31, 2022



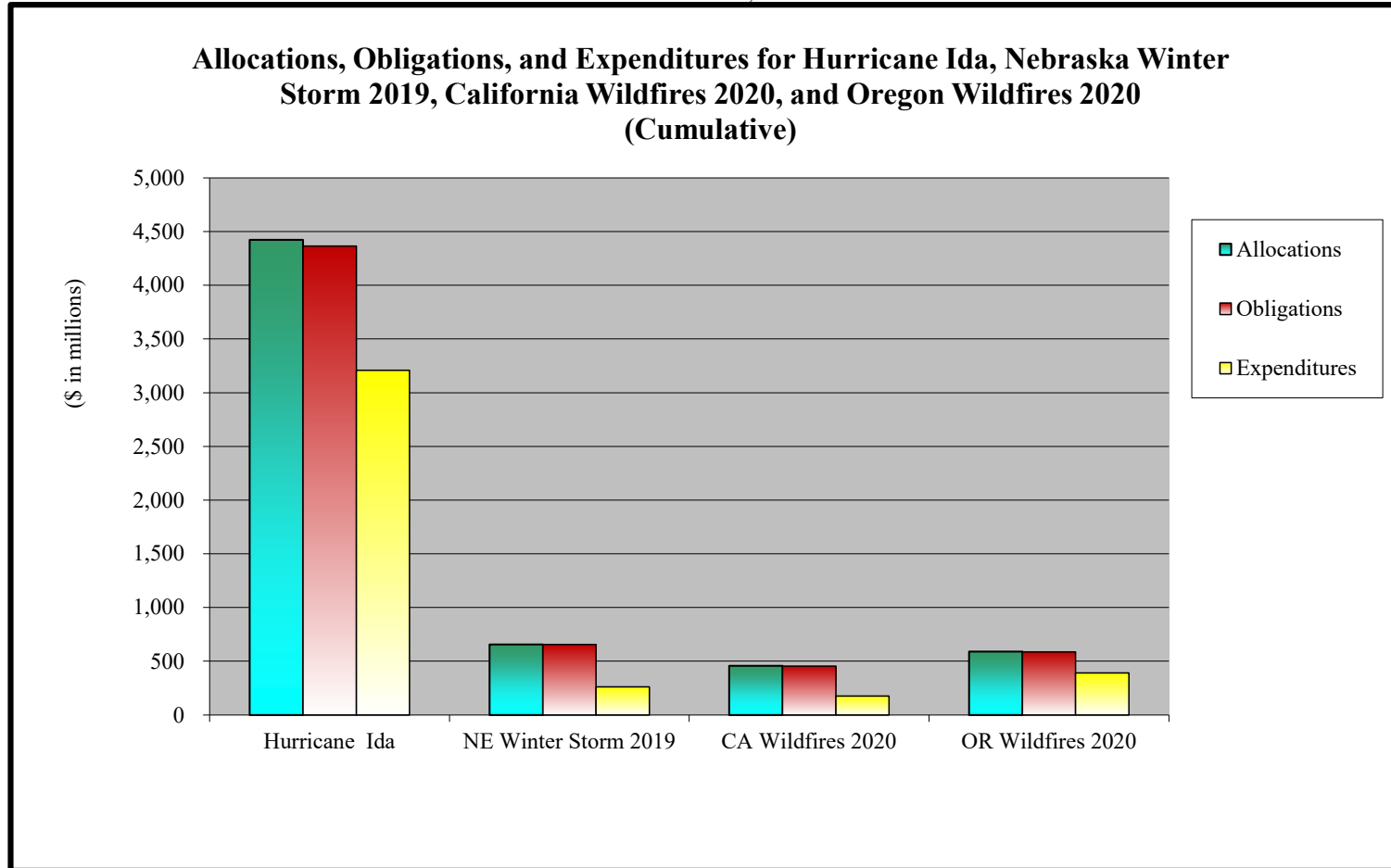
	COVID-19	
<b>Allocations</b>	\$	<b>98,031</b>
<b>Obligations</b>	\$	<b>97,721</b>
<b>Expenditures</b>	\$	<b>72,511</b>

Source of financial information is IFMIS.

Total obligations include prior-year deobligations.

APPENDIX D: ALLOCATIONS, OBLIGATIONS, AND EXPENDITURES

as of March 31, 2022



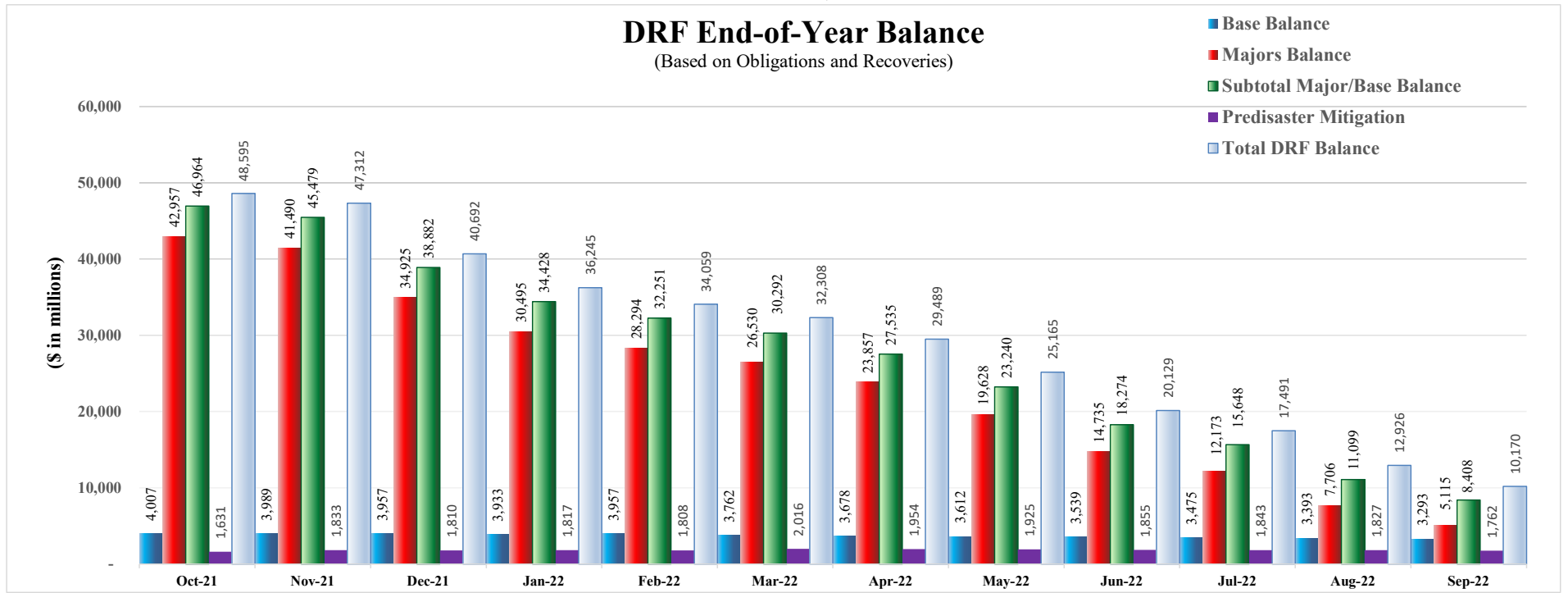
	Hurricane Ida	NE Winter Storm 2019	CA Wildfires 2020	OR Wildfires 2020	Total
<b>Allocations</b>	\$ 4,424	\$ 656	\$ 457	\$ 589	\$ 6,126
<b>Obligations</b>	4,367	656	456	588	6,067
<b>Expenditures</b>	\$ 3,209	\$ 263	\$ 176	\$ 391	\$ 4,039

Source of financial information is IFMIS.

Total obligations include prior-year deobligations.

**APPENDIX E: Fund Exhaustion Date**

as of March 31, 2022



DRF End-of-Month Balance	Oct-21	Nov-21	Dec-21	Jan-22	Feb-22	Mar-22	Apr-22	May-22	Jun-22	Jul-22	Aug-22	Sep-22
Base Balance	\$ 4,007	\$ 3,989	\$ 3,957	\$ 3,933	\$ 3,957	\$ 3,762	\$ 3,678	\$ 3,612	\$ 3,539	\$ 3,475	\$ 3,393	\$ 3,293
Majors Balance	42,957	41,490	34,925	30,495	28,294	26,530	23,857	19,628	14,735	12,173	7,706	5,115
Subtotal Major/Base Balance	46,964	45,479	38,882	34,428	32,251	30,292	27,535	23,240	18,274	15,648	11,099	8,408
Predisaster Mitigation	1,631	1,833	1,810	1,817	1,808	2,016	1,954	1,925	1,855	1,843	1,827	1,762
<b>Total DRF Balance</b>	<b>\$ 48,595</b>	<b>\$ 47,312</b>	<b>\$ 40,692</b>	<b>\$ 36,245</b>	<b>\$ 34,059</b>	<b>\$ 32,308</b>	<b>\$ 29,489</b>	<b>\$ 25,165</b>	<b>\$ 20,129</b>	<b>\$ 17,491</b>	<b>\$ 12,926</b>	<b>\$ 10,170</b>

FY 2022 DRF Bridge Table

Event	FY 2022 Total Obligations (\$ in millions)					Changes from Baseline		Month-to-Month Change
	Baseline	Current Month as of Apr-22	Previous Month as of Mar-22	Change from Baseline	Change from Prior Month	Cause/Reason	Cause/Reason	
<b>DRF Base Activities</b>								
Emergencies	\$ 108	\$ 108	\$ 108	\$ -	\$ -	No adjustments at this time.	No adjustments at this time.	
Fire Management	206	206	206	-	-	No adjustments at this time.	No adjustments at this time.	
Surge	148	148	148	-	-	No adjustments at this time.	No adjustments at this time.	
<b>Disaster Support &amp; Other Activities Total</b>	408	424	424	16	-	\$9M for facility lease recompile for the FEMA Denton TX Recovery Service Center; \$7M to support FEMA's Office of Environmental Planning and Historic Preservation (OEHP) efficiency for disaster grants.	No adjustments at this time.	
DRS	378	394	394	16	-			
Other Activities	30	30	30	-	-			
<b>Base Subtotal</b>	<b>870</b>	<b>886</b>	<b>886</b>	<b>16</b>	<b>-</b>			
<b>DRF DR Activities</b>								
Average Monthly Major DR Activity (Non-Cat.)	2,538	3,497	2,538	959	959	\$959M increase to non-catastrophic average due to anticipated federal cost share increases authorized by the Consolidated Appropriations Act, 2022.	\$959M increase to non-catastrophic average due to anticipated federal cost share increases authorized by the Consolidated Appropriations Act, 2022.	
Katrina Rita Wilma	141	144	145	3	(1)	Public Assistance: (\$1M) decrease due to delayed management costs projects in 1604 MS. Hazard Mitigation: \$2M increase due to technical adjustment and closeout overrun for a road elevation project in 1603 LA. Administration: \$1M increase due to extension of a technical assistance contract in 1603 LA. Other Activity: \$1M.	Public Assistance: (\$1M) decrease due to delayed management costs projects for 1604 MS.	
Gustav	14	8	14	(6)	(6)	Hazard Mitigation: (\$6M) decrease due to delays in completion of phased drainage projects in 1786 LA.	Hazard Mitigation: (\$6M) decrease due to delays in completion of phased drainage projects in 1786 LA.	
Ike	4	11	9	7	2	Public Assistance: \$5M increase in 1791 TX due to new project cost versions, appeal determinations, and closeout overruns; \$1M increase in 1792 LA due to additional direct administrative cost requests. Administration: \$1M increase due to technical assistance contract extension in 1791 TX.	Public Assistance: \$1M increase due to new project cost versions, appeal determinations, and closeout cost overruns in 1791 TX. Administration: \$1M increase due to technical assistance contract extension in 1791 TX.	
TN Floods	2	2	2	-	-	No adjustments at this time.	No adjustments at this time.	
2011 Spring Tornadoes	1	-	-	(1)	-	Other Activity: (\$1M)	No adjustments at this time.	
Irene	34	34	34	-	-	No adjustments at this time.	No adjustments at this time.	
Lee	6	16	6	10	10	Public Assistance: \$9M increase due to increased funding request for school projects in 4031 NY. Administration: \$1M increase due to estimates aligned to actual costs and staffing changes in 4031 NY.	Public Assistance: \$9M increase due to increased funding request for school projects in 4031 NY. Administration: \$1M increase due to estimates aligned to actual costs and staffing changes in 4031 NY.	
Isaac	4	11	11	7	-	Public Assistance: \$2M increase primarily due to closeout overrun and additional direct administrative costs in 4080 LA; (\$1M) decrease due to cost overrun request was disallowed in 4084 FL. Hazard Mitigation: \$6M increase due to funding correction in 4080 LA.	No adjustments at this time.	
Sandy	261	327	277	66	50	Public Assistance: \$78M increase primarily due to accelerated management cost projects and mitigation measures added to a wastewater treatment and pump station project in 4085 NY. Hazard Mitigation: (\$1M) decrease primarily due to actual management costs were less than projected in 4085 NY. Administration: (\$12M) decrease primarily due to adjustments in staffing and technical assistance contract estimates to align to actual costs and changes in 4085 NY and 4086 NJ. Other Activity: \$1M.	Public Assistance: \$61M increase primarily due to accelerated review of management costs in 4085 NY. Administration: (\$11M) decrease due to adjustments to staffing and technical assistance contract estimates to align to actual costs and changes in 4085 NY and 4086 NJ.	
2013 Colorado Flood	1	8	2	7	6	Activity in 4145 CO: Public Assistance: \$6M increase due to applicant withdraws of appeals and version costs were revised on two roads and bridges projects. Other Activity: \$1M.	Activity in 4145 CO: Public Assistance: \$6M increase due to applicant withdraws of appeals and version costs were revised on two roads and bridges projects.	
WV Floods 4273	34	23	32	(11)	(9)	Activity in 4273 WV: Public Assistance: \$3M increase due to a project closeout overrun. Hazard Mitigation: (\$11M) decrease primarily due to a withdrawn storm water project and a delayed generator project. Administration: (\$3M) decrease due to staffing aligned to actual costs.	Activity in 4273 WV: Hazard Mitigation: (\$9M) decrease due to a withdrawn storm water project and a delayed generator project.	
LA Floods 4277	89	92	100	3	(8)	Activity in 4277 LA: Public Assistance: \$4M increase primarily due to a design and engineering scope change for a public building project and cost revisions. Hazard Mitigation: (\$4M) decrease primarily due to delays in phased drainage and pump station projects. Administration: \$2M increase to changes to estimated salaries and benefits costs to align to actual costs and trends. Other Activity: \$1M.	Activity in 4277 LA: Public Assistance: \$2M increase primarily due to receipt of several cost versions of school improvement and repair projects. Hazard Mitigation: (\$11M) decrease due to delays in phased drainage and pump station projects. Other Activity: \$1M.	

FY 2022 DRF Bridge Table

Event	FY 2022 Total Obligations (\$ in millions)					Changes from Baseline		Month-to-Month Change
	Baseline	Current Month as of Apr-22	Previous Month as of Mar-22	Change from Baseline	Change from Prior Month	Cause/Reason	Cause/Reason	
<b>Matthew</b>	145	147	153	2	(6)	Public Assistance: (\$6M) decrease primarily due to projects ineligibility and insurance reductions in 4285 NC; \$2M increase due to new version requested for SurSide Beach Pier in 4286 SC; \$1M increase for a closeout overrun in 4291 VA. Hazard Mitigation: \$3M increase due to a project accelerated review in 4286 SC. Other Activity: \$2M.	Public Assistance: (\$6M) decrease primarily due to ineligible projects and insurance reductions in 4285 NC.	
<b>CA Winter Storms</b>	49	66	64	17	2	Activity in 4308 CA: Public Assistance: \$10M increase primarily due to new version requests, accelerated reviews, and increased damages and new costs identified on three CA Dept. of Water Resource projects. Hazard Mitigation: \$4M increase due an accelerated seismic retrofit project and phase cost revision for roads projects. Administration: \$1M increase due to a new request for technical assistance contract for disaster support. Other Activity: \$2M.	Activity in 4308 CA: Administration: \$1M increase due to a new request for technical assistance contract for disaster support. Other Activity: \$1M.	
<b>Harvey</b>	381	269	381	(112)	(112)	Public Assistance: (\$106M) decrease primarily due to delays in phased management cost, pumping plant and municipal court projects in 4332 TX. Hazard Mitigation: (\$1M) decrease due to extension request for a river bank project in 4332 TX. Administration: (\$5M) decrease primarily due to estimates aligned to actual costs of technical assistance contracts and facility leases in 4332 TX.	Public Assistance: (\$106M) decrease primarily due to delays in phased management cost, pumping plant and municipal court projects in 4332 TX. Hazard Mitigation: (\$1M) decrease due to extension request for a river bank project in 4332 TX. Administration: (\$5M) decrease primarily due to estimates aligned to actual costs of technical assistance contracts and facility leases in 4332 TX.	
<b>Irma</b>	186	180	191	(6)	(11)	Hazard Mitigation: (\$3M) decrease in 4335 VI primarily due to delays in phased safe room project; (\$10M) decrease in 4437 FL primarily due to delays in phased watershed planning, seawalls improvement and draining pump station projects; \$3M increase due to accelerated phase of elevation project in 4338 GA. Administration: \$2M increase primarily due to technical assistance contract extended in 4337 FL; \$1M increase primarily due to salaries and benefit costs in 4335 VI; (\$1M) decrease due to reduction in staffing costs in 4336 PR. Other Activity: \$2M.	Hazard Mitigation: (\$3M) decrease in 4335 VI primarily due to delays in phased safe room project; (\$10M) decrease in 4437 FL primarily due to delays in phased watershed planning, seawalls improvement and draining pump station projects; \$3M increase due to accelerated phase of elevation project in 4338 GA. Administration: (\$1M) decrease due to estimates aligned to actual costs and staffing changes in 4336 PR.	
<b>Maria</b>	8,745	8,650	8,626	(95)	24	Public Assistance: (\$11M) decrease in 4339 PR primarily due to several projects cost's adjusted based on reviews or actuals, and projects delayed for implementation and further reviews; \$44M net increase in 4340 VI primarily due to revised cost estimates for pump station repair and other projects. Hazard Mitigation: (\$14M) decrease in 4339 PR due to delays in early warning system project and technical adjustment; (\$36M) decrease in 4340 VI primarily due to delays in several projects implementation or phased completions. Administration: (\$78M) net decrease primarily due to personnel estimates revised to align with actuals and reduced facilities and technical assistance requirements in 4339 PR and 4340 VI.	Public Assistance: \$44M net increase primarily due to revised cost estimates for pump station repair and other projects in 4340 VI. Hazard Mitigation: (\$11M) in 4339 PR due to delays in early warning system project; (\$1M) decrease in 4340 VI due to delays in retrofit project. Administration: (\$8M) decrease in 4339 PR primarily due to reductions in facilities requirements and technical assistance contract; \$1M increase in 4340 VI due to additional technical assistance support. Other Activities: (\$1M).	
<b>CA Wildfires 2017</b>	65	81	76	16	5	Activity in 4344 CA: Hazard Mitigation: \$16M increase primarily due to accelerated reviews or costs increases received on generator, retrofit, and water reservoir projects, federal share adjustments, and several sub-recipient managements costs awarded.	Activity in 4344 CA: Hazard Mitigation: \$5M increase due to budget request changes to retrofit and other projects.	
<b>Florence</b>	132	130	129	(2)	1	Public Assistance: (\$2M) decrease in 4393 NC primarily due to several cost versions that did not materialize, project discontinued, and estimates reduced during reviews in; \$1M increase in 4394 SC primarily due to cost revisions. Hazard Mitigation: (\$2M) decrease primarily due to acquisition properties withdrawn and elevation project delays for review in 4393 NC; \$1M increase due to new projects submitted in 4401 VA.	Public Assistance: \$1M increase primarily due to cost revisions in 4394 SC	
<b>Michael</b>	342	342	344	-	(2)	Public Assistance: (\$1M) decrease primarily due to revised cost estimates in 4399 FL. Hazard Mitigation: (\$1M) decrease primarily due to technical adjustment for two projects in 4411 VA. Administration: \$3M increase due to an extension for technical assistance contract support in 4399 FL. Other Activities: (\$1M).	Public Assistance: (\$1M) decrease primarily due to revised cost estimates in 4399 FL. Other Activities: (\$1M).	
<b>Yutu 4404</b>	94	80	73	(14)	7	Activity in 4404 MP: Individual Assistance: \$8M increase due to technical monitoring extension for the permanent housing construction program and mobile homes. Hazard Mitigation: (\$22M) decrease primarily due to delays in projects implementation or phased completions, and other projects withdrawn. Administration: \$1M increase primarily due to a technical assistance contract extension awarded for more than estimated. Other Activity: (\$1M).	Activity in 4404 MP: Individual Assistance: \$7M increase primarily due technical monitoring extended for housing and mobile homes.	
<b>CA Wildfires 2018</b>	59	59	59	-	-	No adjustments at this time.	No adjustments at this time.	
<b>Nebraska Winter Storm 2019</b>	170	141	150	(29)	(9)	Activity in 4420 NE: Public Assistance: (\$19M) decrease primarily due to an applicant selection of the least cost alternative for a water treatment facility project. Hazard Mitigation: (\$11M) decrease due to a reduction in phase one cost estimates, projects delayed, and estimates revised for projects that did not materialize. Other Activity: \$1M.	Activity in 4420 NE: Public Assistance: \$1M increase due to additional costs for public utilities and parks projects. Hazard Mitigation: (\$10M) decrease primarily due to anticipated additional projects that did not materialize.	

FY 2022 DRF Bridge Table

Event	FY 2022 Total Obligations (\$ in millions)					Changes from Baseline		Month-to-Month Change
	Baseline	Current Month as of Apr-22	Previous Month as of Mar-22	Change from Baseline	Change from Prior Month	Cause/Reason	Cause/Reason	
<b>PR Earthquakes 4473</b>	423	420	420	(3)	-	Activity in 4473 PR: Hazard Mitigation: (\$4M) decrease primarily due to revised budget and reductions in phase one estimates for two projects. Individual Assistance: \$2M increase as a result of administrative cost transfers. Administration: \$1M increase primarily due to administrative cost transfers. Other Activity: (\$2M).	No adjustments at this time.	
<b>COVID-19</b>	23,476	25,461	25,067	1,985	394	Activity in COVID-19 Disasters: Public Assistance: \$525M net increase primarily due to additional and extended vaccine testing, supplies, operations, non-congregate sheltering, PPE supplies, contract labor, and management costs. Hazard Mitigation: \$31M net increase primarily for requests for recipient management costs. Individual Assistance: \$52M net increase primarily due to funeral assistance adjustment and several crisis counseling programs extended. Operations: \$1,449M net increase for extensions of U.S. National Guard and other federal assistance to support medical staffing, vaccination, and testing. Administration: (\$73M) net decrease primarily due to reductions in personnel cost estimates and mission assigned federal operations support. Other Activity: \$1M.	Activity in COVID-19 Disasters: Public Assistance: \$236M net increase primarily due to extensions or additional requests for medical contracted support, supplies, services and testing. Hazard Mitigation: \$9M net increase primarily due to additional recipient management costs estimates. Individual Assistance: \$502M net increase primarily due to funeral assistance funding adjustments and several crisis counseling programs extended. Operations: (\$333M) net decrease in U.S. National Guard estimates. Administration: (\$20M) decrease primarily due to personnel estimates revised to align with actuals costs and operational needs.	
<b>California Wildfires 2020</b>	270	288	274	18	14	Activity in 4558 CA: Public Assistance: \$18M net increase primarily due to adding new projects, which include management costs, accelerated projects and cost revisions. Administration (\$1M) decrease due to mission assignment closeouts. Other Activity: \$1M.	Activity in 4558 CA: Public Assistance: \$15M increase due to new management cost project submitted and cost estimate revisions. Administration (\$1M) decrease due to mission assignment closeouts.	
<b>Laura</b>	567	882	742	315	140	Public Assistance: \$296M in 4559 LA and \$23M in 4572 TX increases due to new projects submitted and costs estimates revised. Individual Assistance: (\$7M) decrease primarily due to extension for mobile homes contract not required in 4559 LA. Administration: \$1M net increase in 4559 LA primarily due to estimates aligned to actual costs and staffing changes; \$2M increase in 4572 TX due to reallocation of surge funding.	Public Assistance: \$135M increase in 4559 LA primarily due to new projects submitted, including a large drainage project, revised estimates, and accelerated reviews; \$6M increase in 4572 TX due to revised cost estimates. Individual Assistance: (\$3M) decrease due to reductions to direct leasing estimates in 4559 LA. Administration: \$3M net increase due to estimates aligned to actual costs and staffing changes in 4559 LA and 4572 TX. Other Activity: (\$1M).	
<b>Oregon Wildfires 2020</b>	238	235	236	(3)	(1)	Activity in 4562 OR: Public Assistance: (\$3M) decrease due to delays in non-congregant sheltering and feeding projects.	Activity in 4562 OR: Public Assistance: (\$3M) decrease due to delays in non-congregant sheltering and feeding projects. Administration: \$2M increase primarily due to changes to personnel estimates aligned to actual costs.	
<b>Ida</b>	2,397	3,551	3,518	1,154	33	Increase for Ida FY 2022 major disaster obligations and estimates: \$142M for 4614 NJ, 4615 NY, 4618 PA, 4626 MS, 4627 DE, and 4629 CT. Public Assistance: \$193M net increase for revised cost estimates across the majority of disasters. Hazard Mitigation: \$1M increase for management costs in 4618 PA. Individual Assistance: \$613M net increase primarily due to transitional sheltering assistance and mobile home replenishment in 4611 LA and other increases for additional disaster housing, other needs, and disaster case management assistance in 4614 NJ, 4615 NY, and 4618 PA. Operations: \$79M increase for mission assigned mobile home group site buildout in 4611 LA. Administration: \$122M net increase primarily for base camp extension, security, staging area, technical assistance, call center, salaries, and travel costs in 4611 LA; and personnel costs adjustments in 4614 NJ, 4616 NY, and 4618 PA. Other Activity: \$4M.	Public Assistance: \$34M increase in 4611 LA; \$6M in 4614 NJ; \$1M in 4615 NY, and \$5M in 4618 PA primarily due to new projects submitted, projects accelerated, and costs revisions; (\$4M) decrease due costing revisions and project delays in 4626 MS. Individual Assistance: \$49M increase primarily to cover operational needs, contracts, inspections, and purchases of mobile homes and sites in 4611 LA; decreases (\$21M) in 4614 NJ and (\$7M) in 4618 PA primarily due to revised costs for disaster case management and disaster housing assistance; \$1M increase in 4615 NY for disaster housing assistance. Operations: (\$35M) decrease primarily due to cancellation of two group build out sites and reconciliation for roofing mission in 4611 LA. Administration: \$3M net increase primarily due to personnel costs adjusted to align with current trends and extension of a mission assignment in 4614 NJ, 4615 NY, and 4618 PA. Other Activity: \$1M.	
<b>DR Subtotal</b>	<b>40,868</b>	<b>45,155</b>	<b>43,673</b>	<b>4,287</b>	<b>1,482</b>			
<b>Total</b>	<b>\$ 41,738</b>	<b>\$ 46,041</b>	<b>\$ 44,559</b>	<b>\$ 4,303</b>	<b>\$ 1,482</b>			

\*Based on FY 2022 spend plan baselines.

APPENDIX G: BRIC/PDM History and Fund Status

**Building Resilient Infrastructure and Communities/Predisaster Mitigation  
History and Fund Status as of March 31, 2022**

(Dollars in Millions)

<b>Fiscal Year 2019 (Applications Due by January 31, 2020)</b>	
	Amount
6% Set-Aside	\$ 383
Allocation	250
Notice of Funding Opportunity (NOFO) Awards to Date from the Allocation	(185)
Administrative and Technical Assistance Obligations	-
<b>Fiscal Year 2020 (Applications Due by January 29, 2021)</b>	
6% Set-Aside	613
Allocation	500
NOFO Awards to Date from the Allocation	(45)
Administrative and Technical Assistance Obligations	(2)
<b>Fiscal Year 2021 (Applications Due by January 28, 2022) <sup>(1)</sup></b>	
6% Set-Aside	321
Additional Set-Aside from COVID-19	500
Allocation	1,000
NOFO Awards to Date from the Allocation	-
Administrative and Technical Assistance Obligations	(16)
<b>Fiscal Year 2022 Activities</b>	
6% Set-Aside <sup>(2)</sup>	273
Infrastructure Investment and Jobs Act <sup>(3)</sup>	200
Infrastructure Investment and Jobs Act Anticipated Transfers <sup>(3)</sup>	(17)
Administrative and Technical Assistance Obligations	(9)
Note: Set-Aside currently available to fund future NOFOs (6% Set-Asides - Allocations - Administrative Obligations).	\$ 496
Footnotes:	
(1) FY 2021 NOFO was announced on 8/9/2021. The application period to apply for FY 2021 BRIC funding opened on 9/30/2021 and closed on 1/28/2022.	
(2) Amount available from COVID-19 for annual stabilization = \$2.7 billion	
(3) Pursuant to P.L. 117-58, Infrastructure Investment and Jobs Act	