



# **Disaster Relief Fund: Monthly Report**

**as of October 31, 2021**

***November 10, 2021***

**Fiscal Year 2022 Report to Congress**



**Homeland  
Security**

***Federal Emergency Management Agency***

# Foreword from the Administrator

November 10, 2021

I am pleased to present the following, "Disaster Relief Fund: Monthly Report," which has been prepared by the Federal Emergency Management Agency.

This document has been compiled pursuant to language set forth in the Fiscal Year (FY) 2022 Continuing Appropriations Act (P.L. 117-43), which extends the terms and conditions of the FY 2021 Department of Homeland Security Appropriations Act (P.L. 116-260) and its accompanying Joint Explanatory Statement and House Report 116-458, and in the Coronavirus Aid, Relief, and Economic Security Act (P.L. 116-136).



Pursuant to congressional requirements, this report is being provided to the following Members of Congress:

The Honorable Lucille Roybal-Allard  
Chairwoman, House Appropriations Subcommittee on Homeland Security

The Honorable Chuck Fleischmann  
Ranking Member, House Appropriations Subcommittee on Homeland Security

The Honorable Chris Murphy  
Chair, Senate Appropriations Subcommittee on Homeland Security

The Honorable Shelley Moore Capito  
Ranking Member, Appropriations Subcommittee on Homeland Security

Inquiries relating to this report may be directed to me at (202) 646-3900.

Sincerely,

A handwritten signature in blue ink that reads "Deanne Criswell". The signature is fluid and cursive, written in a professional style.

Deanne Criswell  
Administrator  
Federal Emergency Management Agency



# Disaster Relief Fund: Monthly Report as of October 31, 2021

## Table of Contents

I.	Legislative Language.....	1
II.	Background .....	3
	Appendix A: Appropriations Summary.....	4
	Appendix B: DRF Funding Activity.....	5
	Appendix C: Obligations and Estimates by Spending Category.....	13
	Appendix D: Allocations, Obligations, & Expenditures .....	14
	Appendix E: Fund Exhaustion Date.....	24
	Appendix F: DRF Cost Estimation Bridge Table.....	25
	Appendix G: BRIC-PDM History and Fund Status.....	26

# I. Legislative Language

This document has been compiled pursuant to language set forth in the Fiscal Year (FY) 2022 Continuing Appropriations Act (P.L. 117-43), which extends the terms and conditions of the FY 2021 Department of Homeland Security Appropriations Act (P.L. 116-260) and its accompanying Joint Explanatory Statement and House Report 116-458; in the FY 2022 Disaster Relief Supplemental Appropriations Act; and in the Coronavirus Aid, Relief, and Economic Security Act (P.L. 116-136).

P.L. 117-43 states:

The following sums are hereby appropriated, out of any money in the Treasury not otherwise appropriated, and out of applicable corporate or other revenues, receipts, and funds, for the several departments, agencies, corporations, and other organizational units of Government for fiscal year 2022, and for other purposes, namely:

SEC. 101. Such amounts as may be necessary, at a rate for operations as provided in the applicable appropriations Acts for fiscal year 2021 and under the authority and conditions provided in such Acts, for continuing projects or activities (including the costs of direct loans and loan guarantees) that are not otherwise specifically provided for in this Act, that were conducted in fiscal year 2021, and for which appropriations, funds, or other authority were made available in the following appropriations Acts:

... (6) The Department of Homeland Security Appropriations Act, 2021 (division F of Public Law 116–260), except section 538, and including sections 101 through 103 and section 105 of title I of division O of Public Law 116–260.

P.L. 116-260 (referenced above) states:

The reporting requirements in paragraphs (1) and (2) under the heading "Federal Emergency Management Agency-Disaster Relief Fund" in the Department of Homeland Security Appropriations Act, 2015 (Public Law 114-4) shall be applied in fiscal year 2021 with respect to budget year 2022 and current fiscal year 2021, respectively-

- (1) in paragraph (1) by substituting "fiscal year 2022" for "fiscal year 2016"; and
- (2) in paragraph (2) by inserting "business" after "fifth".

P.L. 114-4 (referenced above) states:

*Provided*, That the Administrator of the Federal Emergency Management Agency shall submit to the Committees on Appropriations of the Senate and the House of Representatives the following reports, including a specific description of the methodology and the source data used in developing such reports.

- (2) an estimate or actual amounts, if available, of the following for the

current fiscal year shall be submitted not later than the fifth day of each month, and shall be published by the Administrator on the Agency's Web site not later than the fifth day of each month:

- (A) a summary of the amount of appropriations made available by source, the transfers executed, the previously allocated funds recovered, and the commitments, allocations, and obligations made;
- (B) a table of disaster relief activity delineated by month, including-
  - (i) the beginning and ending balances;
  - (ii) the total obligations to include amounts obligated for fire assistance, emergencies, surge, and disaster support activities;
  - (iii) the obligations for catastrophic events delineated by event and by state; and
  - (iv) the amount of previously obligated funds that are recovered;
- (C) a summary of allocations, obligations, and expenditures for catastrophic events delineated by event;
- (D) in addition, for a disaster declaration related to Hurricane Sandy, the cost of the following categories of spending: public assistance, individual assistance, mitigation, administrative, operations, and any other relevant category (including emergency measures and disaster resources); and
- (E) the date on which funds appropriated will be exhausted...

P.L. 116-136 states:

*Provided further,* That every 30 days the Administrator shall provide the Committees on Appropriations of the Senate and the House of Representatives both projected and actual costs for funds provided under this heading for major disasters and any other expenses...

This report covers activities as of October 31, 2021.

## II. Background

P.L. 116-260 requires that the Federal Emergency Management Agency (FEMA) Administrator provide a report by the fifth business day of each month on the Disaster Relief Fund (DRF) that includes a funding summary, a table delineating DRF funding activities each month by state and event, a summary of the funding for the catastrophic events, and the fund exhaustion date, or end-of-fiscal-year balance.

P.L. 116-136 requires that both projected and actual costs for funds provided by it for major disasters and any other expenses be provided to the House and Senate Appropriations Committees.

Consequently, the following report elements are included:

1. Appendix A is an appropriations summary that includes a synopsis of the amount of appropriations made available by source, the transfers executed, the previously allocated funds recovered, and the commitments, allocations, and obligations.
2. Appendix B presents details on the DRF funding activities delineated by month.
3. Appendix C presents obligations and estimates by spending category for Hurricanes Sandy, Harvey, Irma, and Maria; Coronavirus Disease 2019 (COVID-19); and declarations since August 1, 2017.
4. Appendix D presents funding summaries for the current active catastrophic events including the allocations, obligations, and expenditures.
5. Appendix E presents the fund exhaustion date, or end-of-fiscal-year balance.
6. Appendix F presents a bridge table that provides explanation for the monthly and baseline change for all activities to include details for catastrophic events.
7. Appendix G presents the fund history and current status of the Building Resilient Infrastructure and Communities (BRIC)/Pre-Disaster Mitigation (PDM) program.

<b>Disaster Relief Fund Congressional Monthly Report</b>				
<b>as of October 31, 2021</b>				
(Dollars in Millions)				
	<b>Major Declarations</b>		<b>Base</b>	<b>Total</b>
Carryover From FY 2021	\$ 28,327	\$	4,037	\$ 32,364
FY 2022 Appropriation/CR <sup>(1)</sup>	17,142			17,142
FY 2022 Recoveries	522		13	535
<b>Total Budget Authority</b>	<b>45,991</b>		<b>4,050</b>	<b>50,041</b>
Anticipated Transfers to DADLP <sup>(2)</sup>	(15)			(15)
6% for Predisaster Mitigation per DRRRA <sup>(3)</sup>	(9)			(9)
Anticipated Transfers to USAID <sup>(4)</sup>			(10)	(10)
<b>Revised Budget Authority</b>	<b>45,967</b>		<b>4,040</b>	<b>50,007</b>
Obligations <sup>(5)</sup>	(3,342)		(33)	(3,375)
<b>Balance</b>	<b>42,625</b>		<b>4,007</b>	<b>46,632</b>
<b>Projections for the Remainder of FY 2022</b>				
Projected FY 2022 Additional Obligations				
Based on Existing Spend Plans				
Non-Catastrophic Disasters				
Catastrophic Disasters	(35,971)			(35,971)
DRS and Other			(387)	(387)
Predisaster Mitigation				
<b>Subtotal Existing Spend Plans</b>	<b>(35,971)</b>		<b>(387)</b>	<b>(36,358)</b>
Based on 10-year Average				
Non-Catastrophic Disasters	(2,289)			(2,289)
EM, FMAG, and SU			(450)	(450)
<b>Subtotal 10-year Average</b>	<b>(2,289)</b>		<b>(450)</b>	<b>(2,739)</b>
<b>Total Projected FY 2022 Additional Obligations</b>	<b>(38,260)</b>		<b>(837)</b>	<b>(39,097)</b>
Projected Additional Recoveries	2,478		287	2,765
<b>Balance</b>	<b>\$ 6,843</b>	\$	<b>3,457</b>	<b>\$ 10,300</b>

**Notes:**

(1) Pursuant to section 133 of the FY 2022 Continuing Appropriations Act (P.L. 117-43), the DRF appropriation may be apportioned as necessary, up to the FY 2021 enacted levels, to carry out response and recovery activities.

(2) Pursuant to P.L. 115-72, Additional Supplemental Appropriations for Disaster Relief Requirements Act, 2017.

(3) Pursuant to the Disaster Recovery Reform Act (DRRA) (P.L. 115-254). See Appendix G for additional information regarding the BRIC program balance. The BRIC funding continues to be available to FEMA for other purposes should the DRF Majors balance drop too low to cover immediate response or recovery needs.

(4) Anticipated transfers to the U.S. Agency for International Development (USAID) for Compact Aid Agreement.

(5) As of October 31, 2021, unobligated commitments totaled \$83 million and uncommitted/unobligated allocations totaled \$549 million.

Source of financial information is the Integrated Financial Management Information System (IFMIS).

**APPENDIX B: DRF Funding Activity (Details)**

**Disaster Relief Fund Monthly Obligations FY 2022  
DRF Monthly Spend Plan (FY 2022)  
(\$ in millions)  
as of October 31, 2021**

	<u>Oct-21</u>	<u>Nov-21</u>	<u>Dec-21</u>	<u>Jan-22</u>	<u>Feb-22</u>	<u>Mar-22</u>	<u>Apr-22</u>	<u>May-22</u>	<u>Jun-22</u>	<u>Jul-22</u>	<u>Aug-22</u>	<u>Sep-22</u>	<u>Total</u>
<b>Beginning of Month DRF Balance</b>	\$ 32,364	\$ 46,632	\$ 44,813	\$ 38,788	\$ 35,497	\$ 32,273	\$ 29,627	\$ 26,349	\$ 24,180	\$ 20,855	\$ 18,896	\$ 13,415	\$ 10,300
<b>FY 2022 Appropriation/ CR <sup>(1)</sup></b>	17,142												
<b>Anticipated Transfers to DADLP <sup>(2)</sup></b>	(15)												
<b>Predisaster Mitigation <sup>(3)</sup></b>	(9)												
<b>Anticipated Transfers to USAID <sup>(4)</sup></b>	(10)												
<b>Total Available</b>	49,472	46,632	44,813	38,788	35,497	32,273	29,627	26,349	24,180	20,855	18,896	13,415	10,300
<b>Major Declarations</b>	45,445	42,625	40,860	34,886	31,640	28,466	25,887	22,657	20,522	17,235	15,314	9,892	6,843
<b>Base</b>	4,027	4,007	3,953	3,902	3,857	3,807	3,740	3,692	3,658	3,620	3,582	3,523	3,457
<b>DRF Base Activities</b>													
<b>Emergencies</b>													
Monthly Actual/ Estimated Obligations	(8)	(9)	(9)	(9)	(9)	(9)	(9)	(9)	(9)	(9)	(9)	(10)	(108)
<b>Fire Management</b>													
Monthly Actual/ Estimated Obligations	(4)	(27)	(20)	(20)	(29)	(13)	(16)	(12)	(13)	(17)	(20)	(15)	(206)
<b>Surge</b>													
Monthly Actual/ Estimated Obligations	-	(13)	(13)	(13)	(13)	(13)	(13)	(13)	(14)	(14)	(14)	(15)	(148)
<b>Disaster Support &amp; Other Activities</b>													
DRS Monthly Actual/ Estimated Obligations	(20)	(29)	(33)	(27)	(23)	(55)	(33)	(23)	(25)	(21)	(39)	(50)	(378)
Other Monthly Actual/ Estimated Obligations	(1)	(2)	(2)	(2)	(2)	(3)	(3)	(3)	(3)	(3)	(3)	(3)	(30)
Monthly Actual/ Estimated Obligations	(21)	(31)	(35)	(29)	(25)	(58)	(36)	(26)	(28)	(24)	(42)	(53)	(408)
<b>Total DRF Base Actual/ Estimated Obligations</b>	(33)	(80)	(77)	(71)	(76)	(93)	(74)	(60)	(64)	(64)	(85)	(93)	(870)
<b>DRF DR Activities</b>													
<b>Average Monthly Major DR Activity (Non-Cat.)</b>													
Monthly Actual/ Estimated Obligations	(249)	(182)	(306)	(209)	(235)	(240)	(341)	(181)	(141)	(147)	(191)	(116)	(2,538)
<b>Katrina Rita Wilma</b>													
Initial FY 2022 Spend Plan Estimates	-	(3)	(5)	(4)	(34)	(6)	(5)	(6)	(63)	(8)	(4)	(3)	(141)
Monthly Actual/ Estimated Obligations	-	(2)	(5)	(5)	(35)	(7)	(5)	(6)	(63)	(7)	(4)	(3)	(142)
<b>Gustav</b>													
Initial FY 2022 Spend Plan Estimates	-	(1)	(2)	-	-	(7)	(3)	-	(1)	-	-	-	(14)
Monthly Actual/ Estimated Obligations	-	(1)	(2)	-	-	(7)	(3)	-	(1)	-	-	-	(14)
<b>Ike</b>													
Initial FY 2022 Spend Plan Estimates	(2)	-	-	-	-	(1)	-	-	-	-	-	(1)	(4)
Monthly Actual/ Estimated Obligations	(1)	(1)	-	-	-	(1)	-	-	-	-	-	(1)	(4)
<b>TN Floods</b>													
Initial FY 2022 Spend Plan Estimates	-	-	-	-	(1)	-	-	(1)	-	-	-	-	(2)
Monthly Actual/ Estimated Obligations	-	-	-	-	-	-	-	(1)	-	-	-	(1)	(2)
<b>2011 Spring Tornadoes</b>													
Initial FY 2022 Spend Plan Estimates	-	-	-	-	-	-	-	(1)	-	-	-	-	(1)
Monthly Actual/ Estimated Obligations	-	-	-	-	-	-	-	-	-	-	-	-	-
<b>Irene</b>													
Initial FY 2022 Spend Plan Estimates	-	(1)	(3)	(5)	(1)	-	(6)	(16)	(2)	-	-	-	(34)
Monthly Actual/ Estimated Obligations	(6)	(1)	(3)	(5)	(1)	-	(1)	(16)	(1)	-	-	-	(34)



**APPENDIX B: DRF Funding Activity (Details)**

**Disaster Relief Fund Monthly Obligations FY 2022  
DRF Monthly Spend Plan (FY 2022)  
(\$ in millions)  
as of October 31, 2021**

	<u>Oct-21</u>	<u>Nov-21</u>	<u>Dec-21</u>	<u>Jan-22</u>	<u>Feb-22</u>	<u>Mar-22</u>	<u>Apr-22</u>	<u>May-22</u>	<u>Jun-22</u>	<u>Jul-22</u>	<u>Aug-22</u>	<u>Sep-22</u>	<u>Total</u>
<b>Lee</b>													
<b>Initial FY 2022 Spend Plan Estimates</b>	-	(1)	(1)	-	-	-	-	(1)	(1)	(2)	-	-	(6)
Monthly Actual/ Estimated Obligations	-	-	(2)	-	-	-	-	(1)	(1)	(2)	-	-	(6)
<b>Isaac</b>													
<b>Initial FY 2022 Spend Plan Estimates</b>	-	-	(1)	-	-	-	-	-	(3)	-	-	-	(4)
Monthly Actual/ Estimated Obligations	-	-	(1)	-	(1)	(1)	-	-	(3)	-	-	-	(6)
<b>Sandy</b>													
<b>Initial FY 2022 Spend Plan Estimates</b>	(1)	(13)	(79)	(31)	(20)	(5)	(20)	(15)	(4)	(58)	(12)	(3)	(261)
Monthly Actual/ Estimated Obligations	(8)	(12)	(72)	(32)	(19)	(5)	(20)	(15)	(4)	(58)	(12)	(4)	(261)
<b>2013 Colorado Flood</b>													
<b>Initial FY 2022 Spend Plan Estimates</b>	-	-	(1)	-	-	-	-	-	-	-	-	-	(1)
Monthly Actual/ Estimated Obligations	-	-	(1)	-	-	-	-	-	-	-	-	(1)	(2)
<b>WV Floods 4273</b>													
<b>Initial FY 2022 Spend Plan Estimates</b>	-	(11)	(1)	(2)	(1)	(8)	(1)	(1)	(1)	(2)	(1)	(5)	(34)
Monthly Actual/ Estimated Obligations	-	(1)	(1)	(3)	(1)	(9)	(1)	(10)	(1)	(2)	(1)	(4)	(34)
<b>LA Floods 4277</b>													
<b>Initial FY 2022 Spend Plan Estimates</b>	(2)	(38)	(6)	(2)	(2)	(5)	(4)	(4)	(10)	(2)	(13)	(1)	(89)
Monthly Actual/ Estimated Obligations	(3)	(7)	(37)	(2)	(2)	(5)	(4)	(4)	(10)	(2)	(13)	-	(89)
<b>Matthew</b>													
<b>Initial FY 2022 Spend Plan Estimates</b>	(5)	(3)	(5)	(15)	(7)	(7)	(71)	(11)	(8)	(13)	-	-	(145)
Monthly Actual/ Estimated Obligations	(2)	(1)	(9)	(7)	(7)	(7)	(80)	(11)	(6)	(13)	(1)	(1)	(145)
<b>CA Winter Storms</b>													
<b>Initial FY 2022 Spend Plan Estimates</b>	(3)	-	(23)	(2)	(21)	-	-	-	-	-	-	-	(49)
Monthly Actual/ Estimated Obligations	(1)	(1)	(5)	(20)	(20)	(12)	-	-	-	-	-	-	(59)
<b>Harvey</b>													
<b>Initial FY 2022 Spend Plan Estimates</b>	(8)	(17)	(58)	(17)	(32)	(77)	(6)	(6)	(73)	(14)	(13)	(60)	(381)
Monthly Actual/ Estimated Obligations	(10)	(9)	(67)	(22)	(32)	(77)	(6)	(6)	(68)	(13)	(13)	(58)	(381)
<b>Irma</b>													
<b>Initial FY 2022 Spend Plan Estimates</b>	(12)	(3)	(13)	(21)	(16)	(20)	(22)	(14)	(13)	(27)	(6)	(19)	(186)
Monthly Actual/ Estimated Obligations	(5)	(6)	(14)	(25)	(16)	(30)	(27)	(6)	(6)	(26)	(4)	(21)	(186)
<b>Maria</b>													
<b>Initial FY 2022 Spend Plan Estimates</b>	(131)	(536)	(464)	(448)	(1,158)	(393)	(1,007)	(359)	(1,400)	(311)	(1,878)	(659)	(8,744)
Monthly Actual/ Estimated Obligations	(126)	(175)	(745)	(346)	(1,381)	(448)	(986)	(343)	(1,343)	(294)	(1,877)	(685)	(8,749)
<b>CA Wildfires 2017</b>													
<b>Initial FY 2022 Spend Plan Estimates</b>	(3)	(5)	(7)	(7)	-	-	(42)	-	-	-	-	(1)	(65)
Monthly Actual/ Estimated Obligations	(2)	(5)	(5)	(10)	-	-	(42)	-	-	-	-	(1)	(65)
<b>Florence</b>													
<b>Initial FY 2022 Spend Plan Estimates</b>	(5)	(10)	(17)	(6)	(21)	(36)	(9)	(11)	(7)	(5)	-	(5)	(132)
Monthly Actual/ Estimated Obligations	(6)	(9)	(18)	(6)	(21)	(42)	(9)	(4)	(7)	(5)	-	(5)	(132)
<b>Michael</b>													
<b>Initial FY 2022 Spend Plan Estimates</b>	(9)	(31)	(14)	(20)	(52)	(43)	(37)	(33)	(19)	(33)	(40)	(11)	(342)
Monthly Actual/ Estimated Obligations	(104)	(23)	(7)	(20)	(17)	(15)	(22)	(33)	(36)	(12)	(40)	(13)	(342)

**APPENDIX B: DRF Funding Activity (Details)**

**Disaster Relief Fund Monthly Obligations FY 2022  
DRF Monthly Spend Plan (FY 2022)  
(\$ in millions)  
as of October 31, 2021**

	Oct-21	Nov-21	Dec-21	Jan-22	Feb-22	Mar-22	Apr-22	May-22	Jun-22	Jul-22	Aug-22	Sep-22	Total
<b>Yutu 4404</b>													
Initial FY 2022 Spend Plan Estimates	(2)	(3)	(24)	(8)	(16)	(4)	(4)	-	(4)	(6)	(20)	(3)	(94)
Monthly Actual/ Estimated Obligations	(1)	(3)	(22)	(9)	(16)	(4)	(4)	-	(4)	(6)	(20)	(5)	(94)
<b>CA Wildfires 2018</b>													
Initial FY 2022 Spend Plan Estimates	(1)	(4)	(13)	(1)	(2)	(13)	-	(12)	-	-	-	(13)	(59)
Monthly Actual/ Estimated Obligations	(1)	(5)	(13)	(2)	(2)	(14)	-	(11)	-	-	-	(11)	(59)
<b>Nebraska Winter Storm 2019</b>													
Initial FY 2022 Spend Plan Estimates	(1)	(2)	(6)	(2)	(1)	(20)	(1)	(22)	-	(101)	(3)	(11)	(170)
Monthly Actual/ Estimated Obligations	(1)	(1)	(6)	(2)	(1)	(20)	-	(22)	(1)	(101)	(3)	(12)	(170)
<b>PR Earthquakes 4473</b>													
Initial FY 2022 Spend Plan Estimates	(14)	(34)	(56)	(11)	(8)	(21)	(109)	(15)	(16)	(5)	(22)	(112)	(423)
Monthly Actual/ Estimated Obligations	(23)	(47)	(64)	(48)	(10)	(14)	(91)	(16)	(16)	(5)	(19)	(70)	(423)
<b>COVID-19</b>													
Initial FY 2022 Spend Plan Estimates	(1,333)	(2,297)	(3,761)	(1,331)	(1,794)	(1,230)	(1,691)	(1,432)	(1,666)	(1,500)	(3,483)	(1,958)	(23,476)
Monthly Actual/ Estimated Obligations	(1,591)	(1,008)	(4,464)	(2,490)	(1,363)	(1,696)	(1,723)	(1,561)	(1,672)	(1,343)	(3,207)	(2,074)	(24,192)
<b>California Wildfires 2020</b>													
Initial FY 2022 Spend Plan Estimates	(5)	(9)	(23)	(17)	(23)	(19)	(2)	(4)	(10)	(17)	(135)	(6)	(270)
Monthly Actual/ Estimated Obligations	-	(11)	(26)	(16)	(23)	(19)	(2)	(4)	(10)	(17)	(135)	(8)	(271)
<b>Laura</b>													
Initial FY 2022 Spend Plan Estimates	(261)	(38)	(27)	(21)	(31)	(26)	(14)	(20)	(35)	(7)	(47)	(40)	(567)
Monthly Actual/ Estimated Obligations	(161)	(158)	(49)	(25)	(36)	(10)	(9)	(9)	(24)	(7)	(44)	(35)	(567)
<b>Oregon Wildfires 2020</b>													
Initial FY 2022 Spend Plan Estimates	(20)	(50)	(16)	(7)	(6)	(18)	(20)	(29)	(44)	(8)	(10)	(10)	(238)
Monthly Actual/ Estimated Obligations	(26)	(15)	(26)	(21)	(16)	(24)	(20)	(25)	(44)	(6)	(10)	(5)	(238)
<b>Ida</b>													
Initial FY 2022 Spend Plan Estimates	(1,015)	(307)	(230)	(147)	(145)	(98)	(60)	(75)	(50)	(79)	(52)	(139)	(2,397)
Monthly Actual/ Estimated Obligations	(1,015)	(307)	(230)	(147)	(145)	(98)	(60)	(75)	(50)	(79)	(52)	(139)	(2,397)
<b>Actual/ Estimated Major Declaration Obligations</b>													
Total DR Actual/ Estimated Obligations	(3,342)	(1,991)	(6,200)	(3,472)	(3,400)	(2,805)	(3,456)	(2,360)	(3,512)	(2,145)	(5,646)	(3,273)	(41,602)
<b>FY 2022 Actual/ Estimated Recoveries</b>													
Monthly Recovery Estimates	535	252	252	252	252	252	252	251	251	250	250	251	3,300
Major Declaration Actuals	522	226	226	226	226	226	226	225	225	224	224	224	3,000
Base Actuals	13	26	26	26	26	26	26	26	26	26	26	27	300
<b>DRF Available at End of Month (Including Recoveries)</b>	<b>\$ 46,632</b>	<b>\$ 44,813</b>	<b>\$ 38,788</b>	<b>\$ 35,497</b>	<b>\$ 32,273</b>	<b>\$ 29,627</b>	<b>\$ 26,349</b>	<b>\$ 24,180</b>	<b>\$ 20,855</b>	<b>\$ 18,896</b>	<b>\$ 13,415</b>	<b>\$ 10,300</b>	

NOTES:

- Pursuant to section 133 of the FY 2022 Continuing Appropriations Act (P.L. 117-43), the DRF appropriation may be apportioned as necessary, up to the FY 2021 enacted levels, to carry out response and recovery activities.
- Pursuant to P.L. 115-72, Additional Supplemental Appropriations for Disaster Relief Requirements Act, 2017.
- Pursuant to DRRA (P.L. 115-254). The BRIC total set-aside amount includes \$1 billion of the COVID-19 declaration estimates. FEMA estimates up to \$3.7 billion for BRIC (6%) as a result of COVID-19 major disaster declarations. Future set-asides associated with this estimate may be forthcoming. See Appendix G for additional information regarding the BRIC program balance.
- Anticipated transfers to USAID for Compact Aid Agreement.

APPENDIX B: DRF Funding Activity (By Catastrophic Disaster)

Disaster Relief Fund Monthly Detailed Obligations FY 2022

(\$ in millions)

Event/DR	Cumulative Obligations Through													FY 2022 Total
	FY 2021	October	November	December	January	February	March	April	May	June	July	August	September	
<b>Katrina Rita Wilma</b>														
1602-FL	(233)	-	-	-	-	-	-	-	-	-	-	-	-	-
1603-LA	(32,854)	-	(2)	(5)	(5)	(35)	(7)	(5)	(3)	(63)	(7)	(4)	(3)	(139)
1604-MS	(10,113)	-	-	-	-	-	-	-	(1)	-	-	-	-	(1)
1605-AL	(1,043)	-	-	-	-	-	-	-	-	-	-	-	-	-
1606-TX	(1,878)	-	-	-	-	-	-	-	-	-	-	-	-	-
1607-LA	(1,927)	-	-	-	-	-	-	-	-	-	-	-	-	-
1609-FL	(2,567)	-	-	-	-	-	-	-	(2)	-	-	-	-	(2)
	<b>(50,615)</b>	-	<b>(2)</b>	<b>(5)</b>	<b>(5)</b>	<b>(35)</b>	<b>(7)</b>	<b>(5)</b>	<b>(6)</b>	<b>(63)</b>	<b>(7)</b>	<b>(4)</b>	<b>(3)</b>	<b>(142)</b>
<b>Gustav</b>														
1786-LA	\$ (1,693)	\$ -	\$ (1)	\$ (2)	\$ -	\$ -	\$ (7)	\$ (3)	\$ -	\$ (1)	\$ -	\$ -	\$ -	\$ (14)
1789-AL	(10)	-	-	-	-	-	-	-	-	-	-	-	-	-
1793-AR	(6)	-	-	-	-	-	-	-	-	-	-	-	-	-
1794-MS	(40)	-	-	-	-	-	-	-	-	-	-	-	-	-
1806-FL	(6)	-	-	-	-	-	-	-	-	-	-	-	-	-
	<b>(1,755)</b>	-	<b>(1)</b>	<b>(2)</b>	-	-	<b>(7)</b>	<b>(3)</b>	-	<b>(1)</b>	-	-	-	<b>(14)</b>
<b>Ike</b>														
1791-TX	(4,393)	-	(1)	-	-	-	-	-	-	-	-	-	(1)	(2)
1792-LA	(372)	(1)	-	-	-	-	(1)	-	-	-	-	-	-	(2)
1797-AL	(8)	-	-	-	-	-	-	-	-	-	-	-	-	-
1802-KY	(24)	-	-	-	-	-	-	-	-	-	-	-	-	-
1804-AR	(3)	-	-	-	-	-	-	-	-	-	-	-	-	-
1805-OH	(56)	-	-	-	-	-	-	-	-	-	-	-	-	-
	<b>(4,856)</b>	<b>(1)</b>	<b>(1)</b>	-	-	-	<b>(1)</b>	-	-	-	-	-	<b>(1)</b>	<b>(4)</b>
<b>TN Floods</b>														
1909-TN	(559)	-	-	-	-	-	-	-	(1)	-	-	-	(1)	(2)
	<b>(559)</b>	-	-	-	-	-	-	-	<b>(1)</b>	-	-	-	<b>(1)</b>	<b>(2)</b>
<b>2011 Spring Tornadoes</b>														
1971-AL	(703)	-	-	-	-	-	-	-	-	-	-	-	-	-
1972-MS	(67)	-	-	-	-	-	-	-	-	-	-	-	-	-
1973-GA	(44)	-	-	-	-	-	-	-	-	-	-	-	-	-
1974-TN	(90)	-	-	-	-	-	-	-	-	-	-	-	-	-
1975-AR	(104)	-	-	-	-	-	-	-	-	-	-	-	-	-
1976-KY	(59)	-	-	-	-	-	-	-	-	-	-	-	-	-
1980-MO	(511)	-	-	-	-	-	-	-	-	-	-	-	-	-
	<b>(1,578)</b>	-	-	-	-	-	-	-	-	-	-	-	-	-
<b>Irene</b>														
4017-PR	(143)	-	-	-	-	-	-	-	-	-	-	-	-	-
4019-NC	(189)	-	-	-	-	-	-	-	-	-	-	-	-	-
4020-NY	(891)	(6)	(1)	-	(1)	-	-	-	(16)	(1)	-	-	-	(25)
4021-NJ	(398)	-	-	-	-	-	-	(1)	-	-	-	-	-	(1)
4022-VT	(331)	-	-	(3)	(4)	-	-	-	-	-	-	-	-	(7)
4023-CT	(75)	-	-	-	-	-	-	-	-	-	-	-	-	-
4024-VA	(73)	-	-	-	-	-	-	-	-	-	-	-	-	-
4025-PA	(99)	-	-	-	-	-	-	-	-	-	-	-	-	-
4026-NH	(27)	-	-	-	-	-	-	-	-	-	-	-	-	-
4027-RI	(11)	-	-	-	-	-	-	-	-	-	-	-	-	-
4028-MA	(53)	-	-	-	-	(1)	-	-	-	-	-	-	-	(1)

**APPENDIX B: DRF Funding Activity (By Catastrophic Disaster)**

**Disaster Relief Fund Monthly Detailed Obligations FY 2022**

(\$ in millions)

Event/DR	Cumulative Obligations Through													FY 2022 Total
	FY 2021	October Actual	November Estimated	December Estimated	January Estimated	February Estimated	March Estimated	April Estimated	May Estimated	June Estimated	July Estimated	August Estimated	September Estimated	
4032-ME	(3)	-	-	-	-	-	-	-	-	-	-	-	-	-
4034-MD	(25)	-	-	-	-	-	-	-	-	-	-	-	-	-
4036-DC	(4)	-	-	-	-	-	-	-	-	-	-	-	-	-
4037-DE	(3)	-	-	-	-	-	-	-	-	-	-	-	-	-
	<b>(2,325)</b>	<b>(6)</b>	<b>(1)</b>	<b>(3)</b>	<b>(5)</b>	<b>(1)</b>	-	<b>(1)</b>	<b>(16)</b>	<b>(1)</b>	-	-	-	<b>(34)</b>
<b>Lee</b>														
4030-PA	(375)	-	-	-	-	-	-	-	-	-	-	-	-	-
4031-NY	(431)	-	-	(2)	-	-	-	-	(1)	(1)	(2)	-	-	(6)
4038-MD	(15)	-	-	-	-	-	-	-	-	-	-	-	-	-
4039-NJ	(6)	-	-	-	-	-	-	-	-	-	-	-	-	-
4041-LA	(7)	-	-	-	-	-	-	-	-	-	-	-	-	-
4045-VA	(7)	-	-	-	-	-	-	-	-	-	-	-	-	-
	<b>(841)</b>	-	-	<b>(2)</b>	-	-	-	-	<b>(1)</b>	<b>(1)</b>	<b>(2)</b>	-	-	<b>(6)</b>
<b>Isaac</b>														
4080-LA	(704)	-	-	-	-	(1)	(1)	-	-	(3)	-	-	-	(5)
4081-MS	(91)	-	-	-	-	-	-	-	-	-	-	-	-	-
4082-AL	(10)	-	-	-	-	-	-	-	-	-	-	-	-	-
4084-FL	(29)	-	-	(1)	-	-	-	-	-	-	-	-	-	(1)
	<b>(834)</b>	-	-	<b>(1)</b>	-	<b>(1)</b>	<b>(1)</b>	-	-	<b>(3)</b>	-	-	-	<b>(6)</b>
<b>Sandy</b>														
4085-NY	(18,300)	(8)	(8)	(65)	(19)	(18)	(4)	(19)	(7)	(3)	(2)	(12)	(3)	(168)
4086-NJ	(3,402)	-	(4)	(7)	(13)	(1)	(1)	(1)	(8)	(1)	(56)	-	(1)	(93)
4087-CT	(124)	-	-	-	-	-	-	-	-	-	-	-	-	-
4089-RI	(19)	-	-	-	-	-	-	-	-	-	-	-	-	-
4090-DE	(8)	-	-	-	-	-	-	-	-	-	-	-	-	-
4091-MD	(48)	-	-	-	-	-	-	-	-	-	-	-	-	-
4092-VA	(14)	-	-	-	-	-	-	-	-	-	-	-	-	-
4093-WV	(23)	-	-	-	-	-	-	-	-	-	-	-	-	-
4095-NH	(3)	-	-	-	-	-	-	-	-	-	-	-	-	-
4096-DC	(3)	-	-	-	-	-	-	-	-	-	-	-	-	-
4097- MA	(19)	-	-	-	-	-	-	-	-	-	-	-	-	-
4098-OH	(24)	-	-	-	-	-	-	-	-	-	-	-	-	-
4099-PA	(17)	-	-	-	-	-	-	-	-	-	-	-	-	-
	<b>(22,004)</b>	<b>(8)</b>	<b>(12)</b>	<b>(72)</b>	<b>(32)</b>	<b>(19)</b>	<b>(5)</b>	<b>(20)</b>	<b>(15)</b>	<b>(4)</b>	<b>(58)</b>	<b>(12)</b>	<b>(4)</b>	<b>(261)</b>
<b>2013 Colorado Flood</b>														
4145-CO	(647)	-	-	(1)	-	-	-	-	-	-	-	-	(1)	(2)
	<b>(647)</b>	-	-	<b>(1)</b>	-	-	-	-	-	-	-	-	<b>(1)</b>	<b>(2)</b>
<b>WV Floods 4273</b>														
4273-WV	(582)	-	(1)	(1)	(3)	(1)	(9)	(1)	(10)	(1)	(2)	(1)	(4)	(34)
	<b>(582)</b>	-	<b>(1)</b>	<b>(1)</b>	<b>(3)</b>	<b>(1)</b>	<b>(9)</b>	<b>(1)</b>	<b>(10)</b>	<b>(1)</b>	<b>(2)</b>	<b>(1)</b>	<b>(4)</b>	<b>(34)</b>
<b>LA Floods 4277</b>														
4277-LA	(2,686)	(3)	(7)	(37)	(2)	(2)	(5)	(4)	(4)	(10)	(2)	(13)	-	(89)
	<b>(2,686)</b>	<b>(3)</b>	<b>(7)</b>	<b>(37)</b>	<b>(2)</b>	<b>(2)</b>	<b>(5)</b>	<b>(4)</b>	<b>(4)</b>	<b>(10)</b>	<b>(2)</b>	<b>(13)</b>	-	<b>(89)</b>

APPENDIX B: DRF Funding Activity (By Catastrophic Disaster)

Disaster Relief Fund Monthly Detailed Obligations FY 2022

(\$ in millions)

Event/DR	Cumulative	October	November	December	January	February	March	April	May	June	July	August	September	FY 2022 Total
	Obligations Through FY 2021													
	Actual	Estimated	Estimated	Estimated	Estimated	Estimated	Estimated	Estimated	Estimated	Estimated	Estimated	Estimated	Estimated	
<b>Matthew</b>														
4283-FL	(495)	-	-	(6)	-	(3)	(2)	(12)	(3)	(2)	(9)	-	-	(37)
4284-GA	(148)	-	-	(3)	(4)	-	-	-	(5)	-	-	-	-	(12)
4285-NC	(670)	(2)	(1)	-	(3)	(1)	(3)	(67)	(3)	(4)	(4)	-	(1)	(89)
4286-SC	(395)	-	-	-	-	(3)	(2)	(1)	-	-	-	(1)	-	(7)
4291-VA	(40)	-	-	-	-	-	-	-	-	-	-	-	-	-
	<b>(1,748)</b>	<b>(2)</b>	<b>(1)</b>	<b>(9)</b>	<b>(7)</b>	<b>(7)</b>	<b>(7)</b>	<b>(80)</b>	<b>(11)</b>	<b>(6)</b>	<b>(13)</b>	<b>(1)</b>	<b>(1)</b>	<b>(145)</b>
<b>CA Winter Storms</b>														
4308-CA	(865)	(1)	(1)	(5)	(20)	(20)	(12)	-	-	-	-	-	-	(59)
	<b>(865)</b>	<b>(1)</b>	<b>(1)</b>	<b>(5)</b>	<b>(20)</b>	<b>(20)</b>	<b>(12)</b>	<b>-</b>	<b>-</b>	<b>-</b>	<b>-</b>	<b>-</b>	<b>-</b>	<b>(59)</b>
<b>Harvey</b>														
4332-TX	(7,998)	(10)	(9)	(67)	(22)	(32)	(77)	(6)	(6)	(68)	(13)	(13)	(58)	(381)
4345-LA	(14)	-	-	-	-	-	-	-	-	-	-	-	-	-
	<b>(8,012)</b>	<b>(10)</b>	<b>(9)</b>	<b>(67)</b>	<b>(22)</b>	<b>(32)</b>	<b>(77)</b>	<b>(6)</b>	<b>(6)</b>	<b>(68)</b>	<b>(13)</b>	<b>(13)</b>	<b>(58)</b>	<b>(381)</b>
<b>Irma</b>														
4335-VI	(329)	(1)	-	(5)	-	-	-	-	-	(1)	-	-	(4)	(11)
4336-PR	(76)	-	(2)	(4)	-	-	-	-	-	-	-	-	(1)	(7)
4337-FL	(5,076)	(2)	(4)	(5)	(25)	(14)	(29)	(23)	(6)	(5)	(26)	(4)	(16)	(159)
4338-GA	(197)	(2)	-	-	-	(2)	(1)	(4)	-	-	-	-	-	(9)
4341-FL	(3)	-	-	-	-	-	-	-	-	-	-	-	-	-
4346-SC	(46)	-	-	-	-	-	-	-	-	-	-	-	-	-
	<b>(5,727)</b>	<b>(5)</b>	<b>(6)</b>	<b>(14)</b>	<b>(25)</b>	<b>(16)</b>	<b>(30)</b>	<b>(27)</b>	<b>(6)</b>	<b>(6)</b>	<b>(26)</b>	<b>(4)</b>	<b>(21)</b>	<b>(186)</b>
<b>Maria</b>														
4339-PR	(34,352)	(101)	(159)	(415)	(301)	(513)	(382)	(741)	(172)	(1,124)	(168)	(358)	(601)	(5,035)
4340-VI	(4,298)	(25)	(16)	(330)	(45)	(868)	(66)	(245)	(171)	(219)	(126)	(1,519)	(84)	(3,714)
	<b>(38,650)</b>	<b>(126)</b>	<b>(175)</b>	<b>(745)</b>	<b>(346)</b>	<b>(1,381)</b>	<b>(448)</b>	<b>(986)</b>	<b>(343)</b>	<b>(1,343)</b>	<b>(294)</b>	<b>(1,877)</b>	<b>(685)</b>	<b>(8,749)</b>
<b>CA Wildfires 2017</b>														
4344-CA	(1,456)	(2)	(5)	(5)	(10)	-	-	(42)	-	-	-	-	(1)	(65)
	<b>(1,456)</b>	<b>(2)</b>	<b>(5)</b>	<b>(5)</b>	<b>(10)</b>	<b>-</b>	<b>-</b>	<b>(42)</b>	<b>-</b>	<b>-</b>	<b>-</b>	<b>-</b>	<b>(1)</b>	<b>(65)</b>
<b>Florence</b>														
4393-NC	(1,469)	(3)	(9)	(17)	(6)	(21)	(42)	(9)	(4)	(7)	(5)	-	(5)	(128)
4394-SC	(248)	(3)	-	-	-	-	-	-	-	-	-	-	-	(3)
4401-VA	(45)	-	-	(1)	-	-	-	-	-	-	-	-	-	(1)
	<b>(1,762)</b>	<b>(6)</b>	<b>(9)</b>	<b>(18)</b>	<b>(6)</b>	<b>(21)</b>	<b>(42)</b>	<b>(9)</b>	<b>(4)</b>	<b>(7)</b>	<b>(5)</b>	<b>-</b>	<b>(5)</b>	<b>(132)</b>
<b>Michael</b>														
4399-FL	(2,787)	(104)	(21)	(6)	(18)	(16)	(15)	(22)	(33)	(34)	(10)	(14)	(13)	(306)
4400-GA	(328)	-	(1)	-	(2)	-	-	-	-	(1)	(2)	(24)	-	(30)
4406-AL	(20)	-	-	-	-	-	-	-	-	-	-	-	-	-
4411-VA	(41)	-	(1)	(1)	-	(1)	-	-	-	-	-	-	-	(3)
4412-NC	(27)	-	-	-	-	-	-	-	-	(1)	-	(2)	-	(3)
	<b>(3,203)</b>	<b>(104)</b>	<b>(23)</b>	<b>(7)</b>	<b>(20)</b>	<b>(17)</b>	<b>(15)</b>	<b>(22)</b>	<b>(33)</b>	<b>(36)</b>	<b>(12)</b>	<b>(40)</b>	<b>(13)</b>	<b>(342)</b>

APPENDIX B: DRF Funding Activity (By Catastrophic Disaster)

Disaster Relief Fund Monthly Detailed Obligations FY 2022

(\$ in millions)

Event/DR	Cumulative Obligations Through														FY 2022 Total
	FY 2021	October Actual	November Estimated	December Estimated	January Estimated	February Estimated	March Estimated	April Estimated	May Estimated	June Estimated	July Estimated	August Estimated	September Estimated		
<b>Nebraska Winter Storm 2019</b>															
4420-NB	(581)	(1)	(1)	(6)	(2)	(1)	(20)	-	(22)	(1)	(101)	(3)	(12)	(170)	
	<b>(581)</b>	<b>(1)</b>	<b>(1)</b>	<b>(6)</b>	<b>(2)</b>	<b>(1)</b>	<b>(20)</b>	<b>-</b>	<b>(22)</b>	<b>(1)</b>	<b>(101)</b>	<b>(3)</b>	<b>(12)</b>	<b>(170)</b>	
<b>Yutu</b>															
4404-NMI	(797)	(1)	(3)	(22)	(9)	(16)	(4)	(4)	-	(4)	(6)	(20)	(5)	(94)	
	<b>(797)</b>	<b>(1)</b>	<b>(3)</b>	<b>(22)</b>	<b>(9)</b>	<b>(16)</b>	<b>(4)</b>	<b>(4)</b>	<b>-</b>	<b>(4)</b>	<b>(6)</b>	<b>(20)</b>	<b>(5)</b>	<b>(94)</b>	
<b>CA Wildfires 2018</b>															
4407-CA	(1,816)	(1)	(5)	(13)	(2)	(2)	(14)	-	(11)	-	-	-	(11)	(59)	
	<b>(1,816)</b>	<b>(1)</b>	<b>(5)</b>	<b>(13)</b>	<b>(2)</b>	<b>(2)</b>	<b>(14)</b>	<b>-</b>	<b>(11)</b>	<b>-</b>	<b>-</b>	<b>-</b>	<b>(11)</b>	<b>(59)</b>	
<b>PR Earthquakes 4473</b>															
4473-PR	(687)	(23)	(47)	(64)	(48)	(10)	(14)	(91)	(16)	(16)	(5)	(19)	(70)	(423)	
	<b>(687)</b>	<b>(23)</b>	<b>(47)</b>	<b>(64)</b>	<b>(48)</b>	<b>(10)</b>	<b>(14)</b>	<b>(91)</b>	<b>(16)</b>	<b>(16)</b>	<b>(5)</b>	<b>(19)</b>	<b>(70)</b>	<b>(423)</b>	
<b>COVID-19</b>															
4480-NY	(7,077)	(56)	(35)	(492)	(750)	(110)	(43)	(21)	(208)	(24)	(169)	(47)	(88)	(2,043)	
4481-WA	(1,839)	(49)	(3)	(4)	(39)	(10)	(5)	(3)	(207)	(7)	(1)	(854)	(17)	(1,199)	
4482-CA	(12,546)	(514)	(235)	(705)	(354)	(210)	(150)	(479)	(312)	(413)	(51)	(317)	(529)	(4,269)	
4483-IA	(436)	(19)	(3)	(4)	(7)	(2)	(2)	(1)	(1)	-	(7)	(1)	(32)	(79)	
4484-LA	(2,300)	(28)	(28)	(8)	(18)	(6)	(28)	(6)	(16)	(77)	(9)	(72)	(300)	(596)	
4485-TX	(15,319)	(66)	(22)	(2,335)	(13)	(187)	(8)	(619)	(152)	(11)	(656)	(150)	(8)	(4,227)	
4486-FL	(3,874)	(28)	(36)	(169)	(18)	(75)	(66)	(61)	(28)	(461)	(62)	(600)	(13)	(1,617)	
4487-NC	(1,255)	(23)	(36)	(14)	(3)	(11)	(205)	(5)	(39)	(26)	(9)	(133)	(8)	(512)	
4488-NJ	(2,928)	(44)	(13)	(84)	(38)	(18)	(14)	(34)	(33)	(75)	(12)	(21)	(356)	(742)	
4489-IL	(2,432)	(33)	(20)	(31)	(73)	(56)	(74)	(8)	(27)	(28)	(26)	(2)	(28)	(406)	
4490-MO	(782)	(17)	(14)	(9)	(3)	(4)	(42)	(3)	(3)	(72)	(4)	(1)	-	(172)	
4491-MD	(1,953)	(26)	(7)	(7)	(20)	(16)	(236)	(16)	(14)	(23)	(32)	(66)	(164)	(627)	
4492-SC	(722)	(47)	(7)	(2)	(2)	(1)	(1)	(6)	(12)	(55)	(15)	(99)	(3)	(250)	
4493-PR	(748)	(3)	(1)	(21)	(1)	(1)	-	-	-	(1)	-	(261)	(25)	(314)	
4494-MI	(2,550)	(13)	(8)	(19)	(102)	(52)	(73)	(51)	(58)	(42)	(4)	(1)	(10)	(433)	
4495-GU	(165)	(3)	(1)	(1)	(2)	(1)	(2)	(1)	(1)	(1)	(4)	(2)	(1)	(20)	
4496-MA	(2,201)	(28)	(63)	(64)	(83)	(67)	(62)	(53)	(1)	(1)	(1)	(1)	(1)	(425)	
4497-KY	(377)	(5)	(3)	(3)	(48)	(20)	(1)	(2)	(7)	(10)	-	(11)	(1)	(111)	
4498-CO	(1,630)	(3)	(2)	(2)	(1)	(1)	(64)	(2)	(1)	(1)	(1)	(31)	(11)	(120)	
4499-OR	(908)	(36)	(2)	(5)	(16)	(6)	(2)	(3)	(15)	(3)	(6)	(346)	(34)	(474)	
4500-CT	(684)	(73)	(4)	(10)	(67)	(21)	(22)	(1)	(1)	(1)	-	-	-	(200)	
4501-GA	(1,620)	(8)	(6)	(5)	(115)	(72)	(24)	(4)	(87)	(2)	(9)	(62)	(12)	(406)	
4502-DC	(534)	(15)	(25)	(15)	-	(11)	(15)	(14)	(3)	(3)	(4)	(1)	-	(106)	
4503-AL	(391)	(8)	(4)	(3)	(2)	(1)	(1)	(1)	(1)	(2)	(2)	-	-	(25)	
4504-KS	(250)	(8)	(9)	(135)	(1)	(2)	(1)	(3)	-	-	(1)	-	-	(160)	
4505-RI	(599)	(26)	(3)	(22)	(46)	(17)	(19)	(3)	(65)	(12)	(1)	-	-	(214)	
4506-PA	(2,589)	(25)	(32)	(46)	(32)	(61)	(46)	(57)	(34)	(163)	(59)	(20)	(102)	(677)	
4507-OH	(1,592)	(18)	(12)	(58)	(74)	(23)	(8)	(91)	(3)	(2)	(1)	(1)	(26)	(317)	
4508-MT	(127)	(3)	(1)	-	-	-	-	(4)	(4)	(5)	(5)	(6)	(4)	(32)	
4509-ND	(219)	(10)	(1)	(1)	(1)	-	-	-	(12)	(12)	(12)	(13)	(12)	(74)	
4510-HI	(701)	(11)	(90)	(1)	-	(41)	(3)	-	-	(3)	-	(4)	(2)	(155)	
4511-MP	(51)	(1)	-	-	-	-	(12)	-	(6)	(1)	-	-	-	(20)	
4512-VA	(1,274)	(35)	(20)	(8)	(74)	(13)	(62)	(65)	(17)	(29)	(18)	(14)	(104)	(459)	
4513-VI	(85)	(7)	-	(1)	-	-	(3)	(4)	-	-	-	(1)	(40)	(56)	
4514-TN	(804)	(11)	(32)	(90)	(2)	(3)	(29)	(3)	(13)	(2)	(2)	(19)	(4)	(210)	

APPENDIX B: DRF Funding Activity (By Catastrophic Disaster)

Disaster Relief Fund Monthly Detailed Obligations FY 2022

(\$ in millions)

	Cumulative Obligations Through FY 2021	October	November	December	January	February	March	April	May	June	July	August	September	FY 2022 Total
<b>Event/DR</b>														
4515-IN	(784)	(14)	(4)	(8)	(28)	(36)	(4)	(1)	(34)	(2)	(12)	-	(32)	(175)
4516-NH	(303)	(2)	-	-	(4)	(3)	(1)	-	-	-	-	-	-	(10)
4517-WV	(257)	(7)	(2)	(2)	(7)	(1)	(3)	(3)	(1)	-	-	-	(6)	(32)
4518-AR	(167)	(68)	(2)	(1)	(1)	(4)	(6)	(3)	(1)	(13)	(35)	(1)	-	(135)
4520-WI	(527)	(8)	(89)	(4)	(193)	(5)	(279)	(31)	(1)	(4)	(34)	-	(36)	(684)
4521-NE	(298)	(3)	(31)	(5)	(60)	-	-	(10)	-	-	(1)	-	(2)	(112)
4522-ME	(224)	(3)	(2)	(16)	(5)	(9)	(6)	-	-	-	-	-	-	(41)
4523-NV	(712)	(3)	(7)	(2)	(1)	(3)	(2)	(2)	(3)	(14)	(9)	(4)	(1)	(51)
4524-AZ	(1,419)	(6)	(20)	(21)	(37)	(55)	(17)	(22)	(77)	(19)	(37)	(16)	(5)	(332)
4525-UT	(276)	(19)	(28)	(1)	(7)	(1)	(1)	(9)	(14)	(8)	(14)	(14)	(24)	(140)
4526-DE	(180)	(9)	(1)	(1)	(87)	(7)	(1)	(3)	-	-	-	-	(12)	(121)
4527-SD	(35)	(3)	(1)	(1)	(1)	-	-	(4)	(4)	(5)	(4)	(4)	(4)	(31)
4528-MS	(701)	(16)	(5)	(2)	(2)	(34)	(1)	(3)	(3)	(32)	(1)	(1)	(1)	(101)
4529-NM	(418)	(2)	(1)	(2)	(1)	-	(5)	-	-	(1)	(1)	-	-	(13)
4530-OK	(378)	(7)	(6)	(4)	(1)	(1)	(4)	(1)	(1)	-	-	-	-	(25)
4531-MN	(713)	(60)	(22)	(5)	(32)	(19)	(2)	(1)	(1)	-	(3)	-	-	(145)
4532-VT	(385)	(3)	-	-	-	(2)	-	-	-	-	-	-	-	(5)
4533-AK	(136)	(11)	(2)	(11)	(10)	(1)	(9)	-	(28)	(2)	(1)	(6)	(11)	(92)
4534-ID	(156)	(28)	(4)	(2)	(1)	(56)	(27)	-	(2)	-	(1)	-	-	(121)
4535-WY	(73)	(18)	-	-	(5)	(4)	(5)	(4)	(5)	(4)	(5)	(4)	(4)	(58)
4537-AS	(5)	-	-	-	(1)	-	-	(1)	(1)	-	-	-	-	(3)
4545-FL	-	-	-	-	(1)	(2)	-	(1)	(4)	-	(2)	-	(1)	(11)
4582-AZ	(11)	(1)	(1)	(2)	-	(1)	-	-	-	-	-	-	-	(5)
4591-TR	-	-	(2)	-	-	-	-	-	-	-	-	-	-	(2)
	<b>(81,720)</b>	<b>(1,591)</b>	<b>(1,008)</b>	<b>(4,464)</b>	<b>(2,490)</b>	<b>(1,363)</b>	<b>(1,696)</b>	<b>(1,723)</b>	<b>(1,561)</b>	<b>(1,672)</b>	<b>(1,343)</b>	<b>(3,207)</b>	<b>(2,074)</b>	<b>(24,192)</b>
<b>California Wildfires 2020</b>														
4558-CA	(401)	-	(11)	(26)	(16)	(23)	(19)	(2)	(4)	(10)	(17)	(135)	(8)	(271)
	<b>(401)</b>	<b>-</b>	<b>(11)</b>	<b>(26)</b>	<b>(16)</b>	<b>(23)</b>	<b>(19)</b>	<b>(2)</b>	<b>(4)</b>	<b>(10)</b>	<b>(17)</b>	<b>(135)</b>	<b>(8)</b>	<b>(271)</b>
<b>Laura</b>														
4559-LA	(1,517)	(161)	(158)	(49)	(21)	(14)	(8)	(9)	(9)	(24)	(7)	(44)	(35)	(539)
4572-TX	(5)	-	-	-	(4)	(22)	(2)	-	-	-	-	-	-	(28)
	<b>(1,522)</b>	<b>(161)</b>	<b>(158)</b>	<b>(49)</b>	<b>(25)</b>	<b>(36)</b>	<b>(10)</b>	<b>(9)</b>	<b>(9)</b>	<b>(24)</b>	<b>(7)</b>	<b>(44)</b>	<b>(35)</b>	<b>(567)</b>
<b>Oregon Wildfires 2020</b>														
4562-OR	(445)	(26)	(15)	(26)	(21)	(16)	(24)	(20)	(25)	(44)	(6)	(10)	(5)	(238)
	<b>(445)</b>	<b>(26)</b>	<b>(15)</b>	<b>(26)</b>	<b>(21)</b>	<b>(16)</b>	<b>(24)</b>	<b>(20)</b>	<b>(25)</b>	<b>(44)</b>	<b>(6)</b>	<b>(10)</b>	<b>(5)</b>	<b>(238)</b>
<b>Ida</b>														
4611-LA	(1,705)	(730)	(212)	(181)	(92)	(137)	(90)	(54)	(70)	(45)	(74)	(50)	(132)	(1,867)
4614-NJ	(134)	(139)	(43)	(39)	(7)	(4)	(1)	(1)	(1)	(1)	(1)	(1)	-	(238)
4615-NY	(116)	(100)	(28)	(6)	(44)	(1)	(1)	-	-	-	-	-	-	(180)
4618-PA	(15)	(36)	(24)	(4)	(4)	(3)	(6)	(5)	(4)	(4)	(4)	(1)	(7)	(102)
4626-MS		(10)	-	-	-	-	-	-	-	-	-	-	-	(10)
4627-DE		-	-	-	-	-	-	-	-	-	-	-	-	-
4629-CN		-	-	-	-	-	-	-	-	-	-	-	-	-
	<b>(1,970)</b>	<b>(1,015)</b>	<b>(307)</b>	<b>(230)</b>	<b>(147)</b>	<b>(145)</b>	<b>(98)</b>	<b>(60)</b>	<b>(75)</b>	<b>(50)</b>	<b>(79)</b>	<b>(52)</b>	<b>(139)</b>	<b>(2,397)</b>
<b>TOTAL</b>	<b>\$ (240,644)</b>	<b>\$ (3,093)</b>	<b>\$ (1,809)</b>	<b>\$ (5,894)</b>	<b>\$ (3,263)</b>	<b>\$ (3,165)</b>	<b>\$ (2,565)</b>	<b>\$ (3,115)</b>	<b>\$ (2,179)</b>	<b>\$ (3,371)</b>	<b>\$ (1,998)</b>	<b>\$ (5,455)</b>	<b>\$ (3,157)</b>	<b>\$ (39,064)</b>

**APPENDIX C: Hurricanes Sandy, Harvey, Irma, and Maria and Disasters Declared Since August 1, 2017  
(Actual Obligations by Program)**

Hurricanes Sandy, Harvey, Irma, and Maria, COVID-19, and Disasters Declared Since August 1, 2017  
FY 2022 Actuals  
as of October 31, 2021  
(\$ in millions)

	Cumulative Obligations Through FY 2021 <sup>(1)</sup>	Actual/ Estimated 1st Qtr	Estimated 2nd Qtr	Estimated 3rd Qtr	Estimated 4th Qtr	FY 2022 Totals	Totals Through FY 2022
<b>SANDY</b>							
Public Assistance	\$ 16,874	\$ 70	\$ 16	\$ 4	\$ 69	\$ 159	\$ 17,033
Individual Assistance	1,601	-	-	-	-	-	1,601
Mitigation	1,624	9	35	22	-	66	1,690
Operations	318	-	-	-	-	-	318
Administrative	1,587	13	5	13	5	36	1,623
<b>Total</b>	<b>\$ 22,004</b>	<b>\$ 92</b>	<b>\$ 56</b>	<b>\$ 39</b>	<b>\$ 74</b>	<b>\$ 261</b>	<b>\$ 22,265</b>

	Cumulative Obligations Through FY 2021 <sup>(1)</sup>	Actual/ Estimated 1st Qtr	Estimated 2nd Qtr	Estimated 3rd Qtr	Estimated 4th Qtr	FY 2022 Totals	Totals Through FY 2022
<b>HARVEY</b>							
Public Assistance	\$ 2,830	\$ 55	\$ 49	\$ 33	\$ 66	\$ 203	\$ 3,033
Individual Assistance	2,839	-	-	-	-	-	2,839
Mitigation	316	8	72	29	9	118	434
Operations	188	-	-	-	-	-	188
Administrative	1,839	23	10	18	9	60	1,899
<b>Total</b>	<b>\$ 8,012</b>	<b>\$ 86</b>	<b>\$ 131</b>	<b>\$ 80</b>	<b>\$ 84</b>	<b>\$ 381</b>	<b>\$ 8,393</b>

	Cumulative Obligations Through FY 2021 <sup>(1)</sup>	Actual/ Estimated 1st Qtr	Estimated 2nd Qtr	Estimated 3rd Qtr	Estimated 4th Qtr	FY 2022 Totals	Totals Through FY 2022
<b>IRMA</b>							
Public Assistance	\$ 2,667	\$ 12	\$ 29	\$ 21	\$ 24	\$ 86	\$ 2,753
Individual Assistance	1,311	-	-	-	-	-	1,311
Mitigation	324	9	35	16	17	77	401
Operations	250	-	-	-	-	-	250
Administrative	1,175	4	7	2	10	23	1,198
<b>Total</b>	<b>\$ 5,727</b>	<b>\$ 25</b>	<b>\$ 71</b>	<b>\$ 39</b>	<b>\$ 51</b>	<b>\$ 186</b>	<b>\$ 5,913</b>

	Cumulative Obligations Through FY 2021 <sup>(1)</sup>	Actual/ Estimated 1st Qtr	Estimated 2nd Qtr	Estimated 3rd Qtr	Estimated 4th Qtr	FY 2022 Totals	Totals Through FY 2022
<b>MARIA</b>							
Public Assistance	\$ 27,832	\$ 913	\$ 2,080	\$ 2,492	\$ 2,723	\$ 8,208	\$ 36,040
Individual Assistance	2,450	-	-	-	-	-	2,450
Mitigation	191	47	28	105	60	240	431
Operations	4,346	1	-	-	-	1	4,347
Administrative	3,831	85	67	75	73	300	4,131
<b>Total</b>	<b>\$ 38,650</b>	<b>\$ 1,046</b>	<b>\$ 2,175</b>	<b>\$ 2,672</b>	<b>\$ 2,856</b>	<b>\$ 8,749</b>	<b>\$ 47,399</b>

	Cumulative Obligations Through FY 2021 <sup>(1)</sup>	Actual/ Estimated 1st Qtr	Estimated 2nd Qtr	Estimated 3rd Qtr	Estimated 4th Qtr	FY 2022 Totals	Totals Through FY 2022
<b>COVID-19</b>							
Public Assistance	\$ 32,715	\$ 6,354	\$ 5,087	\$ 4,753	\$ 6,532	\$ 22,726	\$ 55,441
Individual Assistance	40,554	592	211	78	18	899	41,453
Mitigation		1	-	-	1	2	2
Operations	7,630	36	-	-	-	36	7,666
Administrative	821	80	251	125	73	529	1,350
<b>Total</b>	<b>\$ 81,720</b>	<b>\$ 7,063</b>	<b>\$ 5,549</b>	<b>\$ 4,956</b>	<b>\$ 6,624</b>	<b>\$ 24,192</b>	<b>\$ 105,912</b>

	Cumulative Obligations Through FY 2021 <sup>(1)</sup>	Actual/ Estimated 1st Qtr	Estimated 2nd Qtr	Estimated 3rd Qtr	Estimated 4th Qtr	FY 2022 Totals	Totals Through FY 2022
<b>Disasters Declared Since 8/1/2017 <sup>(2)</sup></b>							
Public Assistance	\$ 78,440	\$ 9,436	\$ 8,198	\$ 8,210	\$ 10,272	\$ 36,116	\$ 114,556
Individual Assistance	51,113	1,742	427	156	172	2,497	53,610
Mitigation	14,044	329	260	316	297	1,202	15,246
Operations	11,784	234	3	-	-	237	12,021
Administrative	1,467	445	548	367	296	1,656	3,123
<b>Total</b>	<b>\$ 156,848</b>	<b>\$ 12,186</b>	<b>\$ 9,436</b>	<b>\$ 9,049</b>	<b>\$ 11,037</b>	<b>\$ 41,708</b>	<b>\$ 198,556</b>

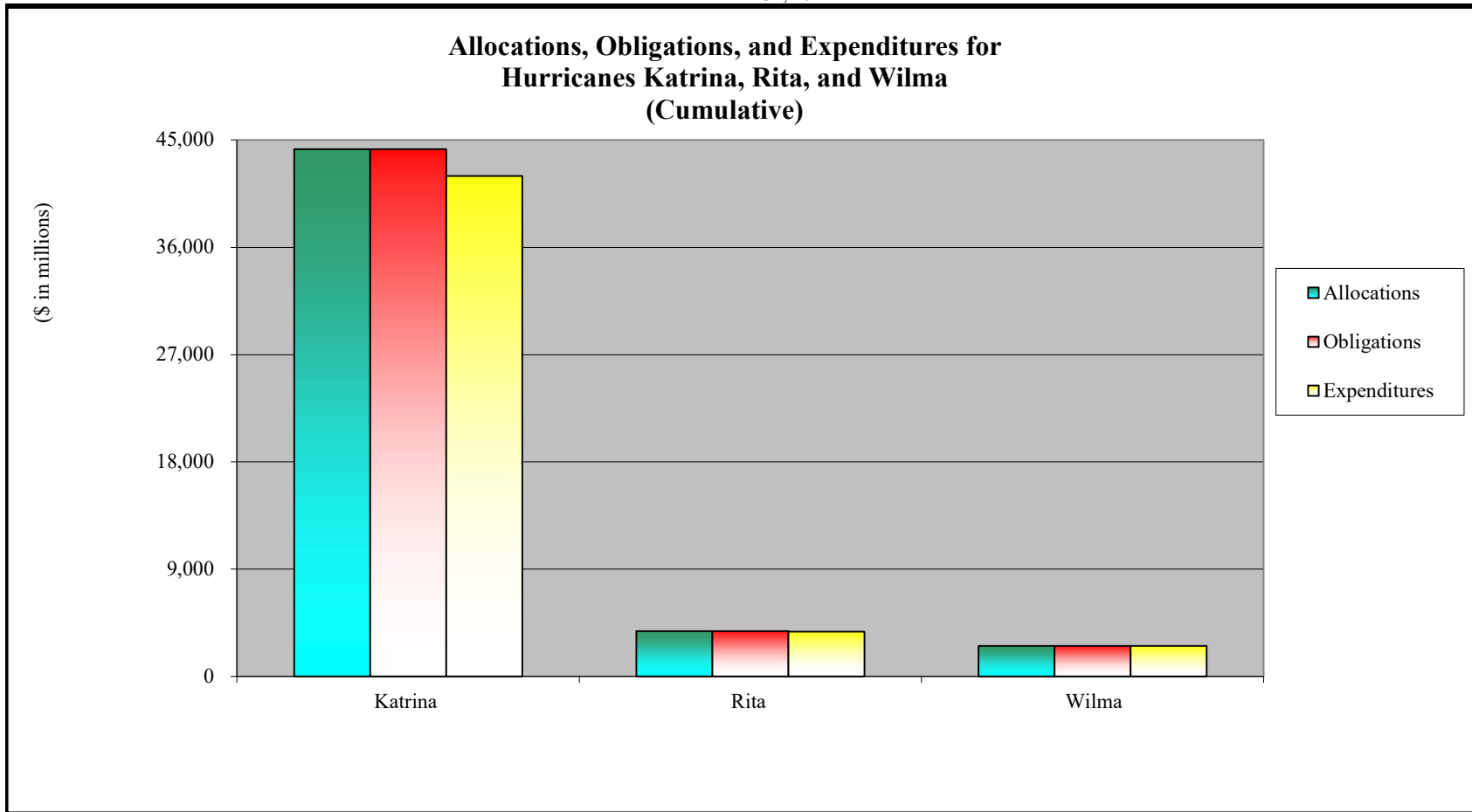
(1) Adjusted for recoveries that occur in FY 2022 against prior-year obligations.

(2) Per section 1224 of DRRRA (P.L. 115-254).



**APPENDIX D: ALLOCATIONS, OBLIGATIONS, AND EXPENDITURES**

as of October 31, 2021



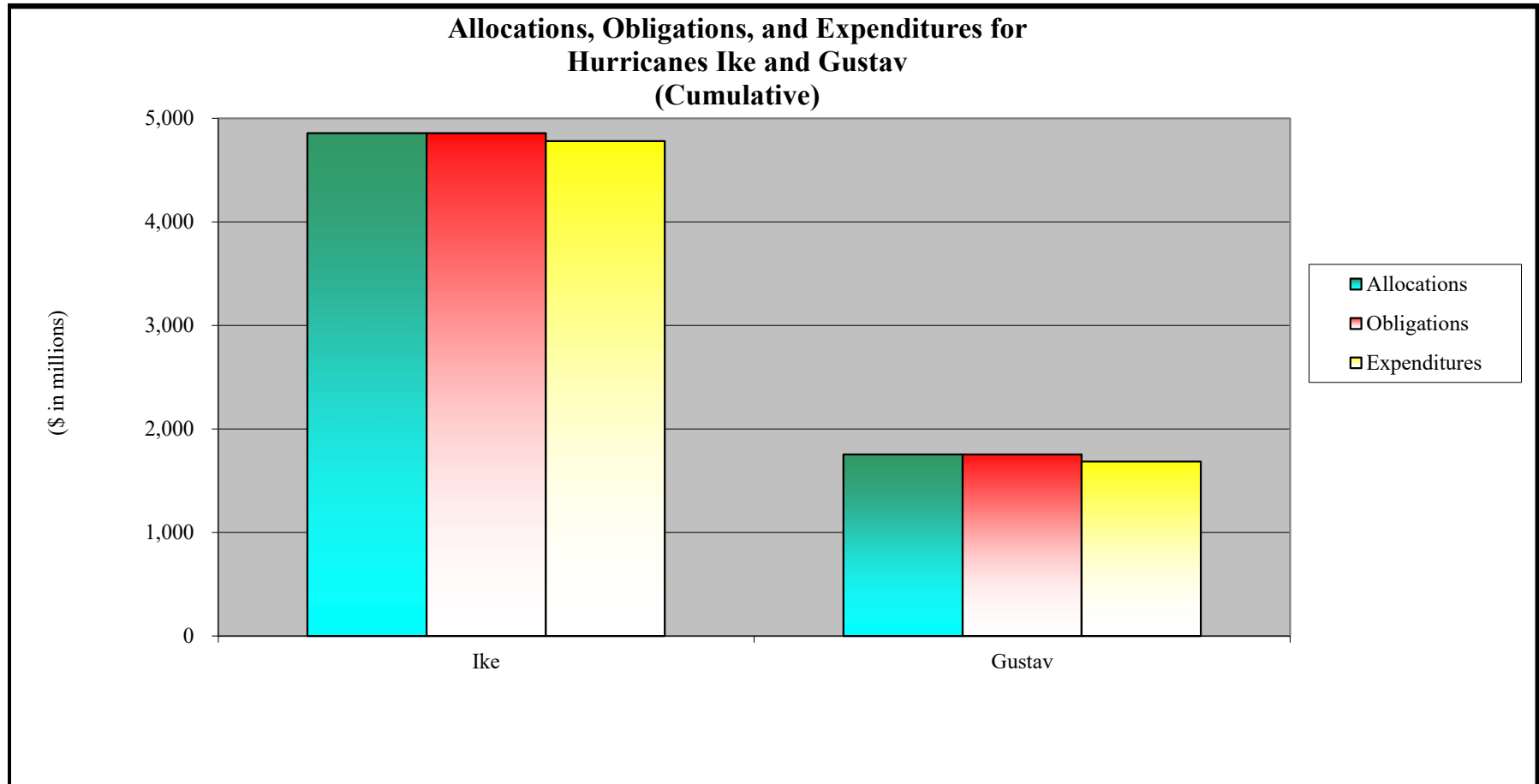
	Katrina	Rita	Wilma	Total
<b>Allocations</b>	\$ 44,244	\$ 3,804	\$ 2,567	\$ 50,615
<b>Obligations</b>	44,244	3,804	2,567	50,615
<b>Expenditures</b>	\$ 41,979	\$ 3,756	\$ 2,563	\$ 48,298

Source of financial information is IFMIS.

Total obligations include prior-year deobligations.

**APPENDIX D: ALLOCATIONS, OBLIGATIONS, AND EXPENDITURES**

as of October 31, 2021



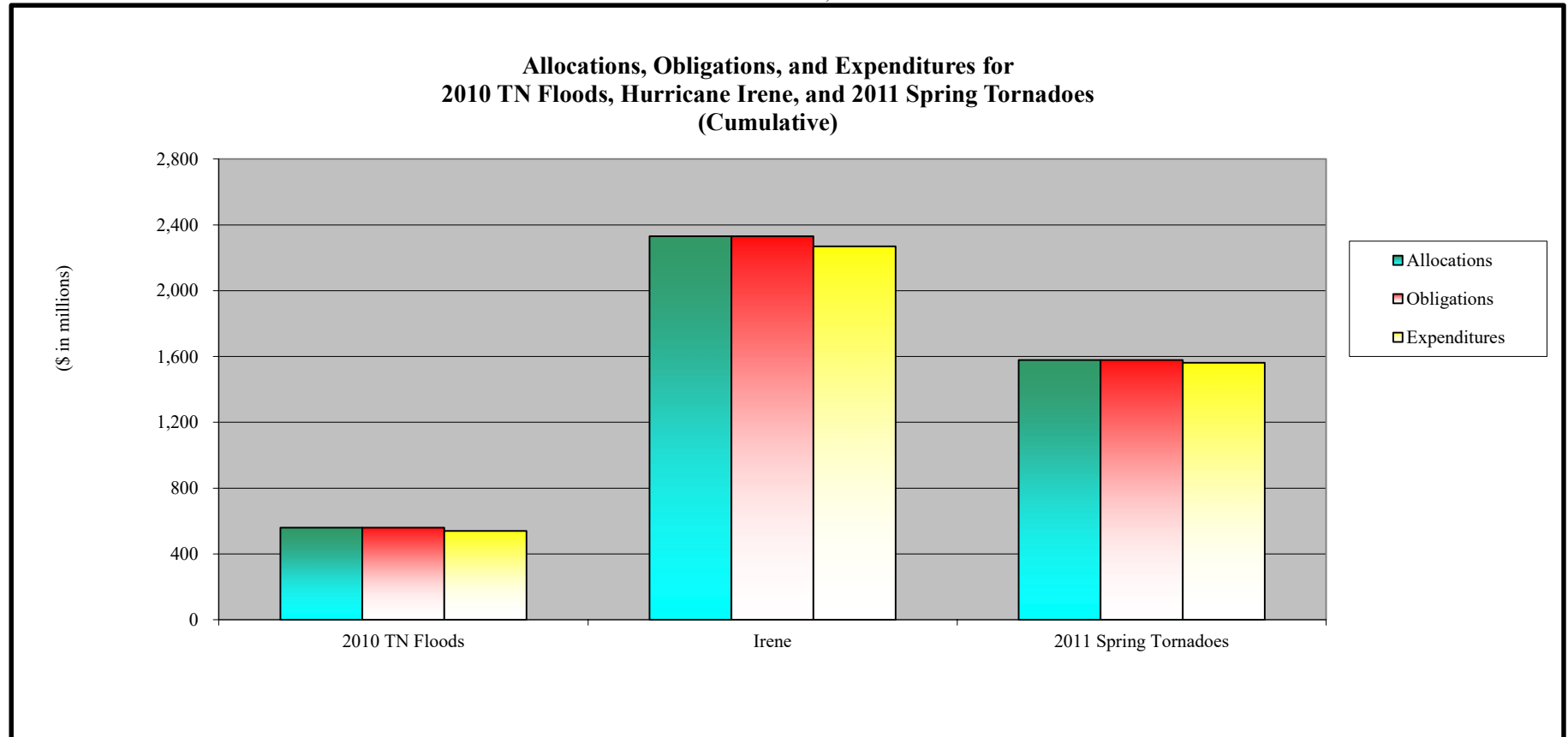
	Ike	Gustav	Total
<b>Allocations</b>	\$ 4,857	\$ 1,755	\$ 6,612
<b>Obligations</b>	4,857	1,755	6,612
<b>Expenditures</b>	\$ 4,779	\$ 1,684	\$ 6,463

Source of financial information is IFMIS.

Total obligations include prior-year deobligations.

APPENDIX D: ALLOCATIONS, OBLIGATIONS, AND EXPENDITURES

as of October 31, 2021

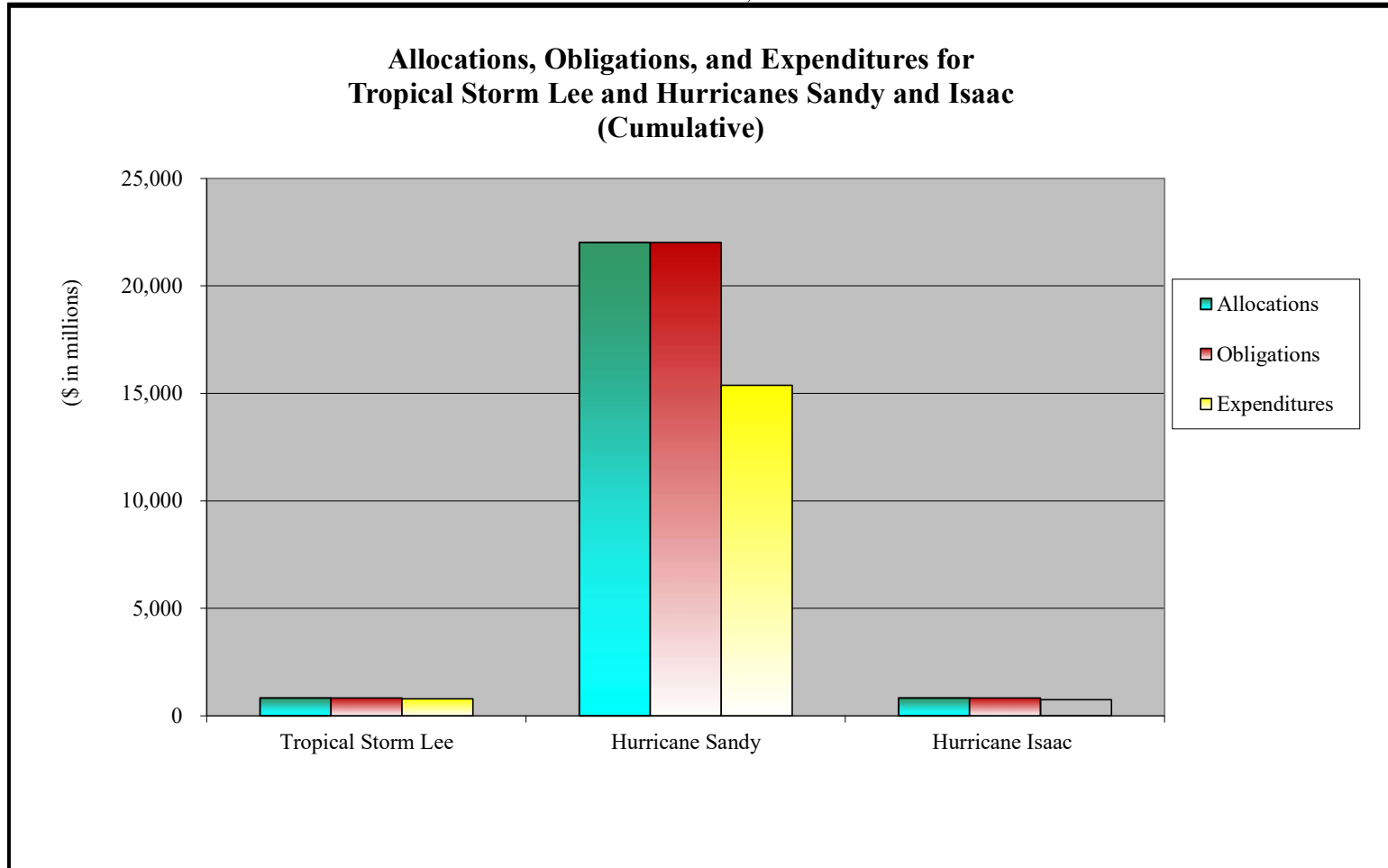


	2010 TN Floods	Irene	2011 Spring Tornadoes	Total
<b>Allocations</b>	\$ 559	\$ 2,331	\$ 1,578	\$ 4,468
<b>Obligations</b>	559	2,331	1,578	4,468
<b>Expenditures</b>	\$ 539	\$ 2,269	\$ 1,561	\$ 4,369

Source of financial information is IFMIS.  
 Total obligations include prior-year deobligations.

APPENDIX D: ALLOCATIONS, OBLIGATIONS, AND EXPENDITURES

as of October 31, 2021



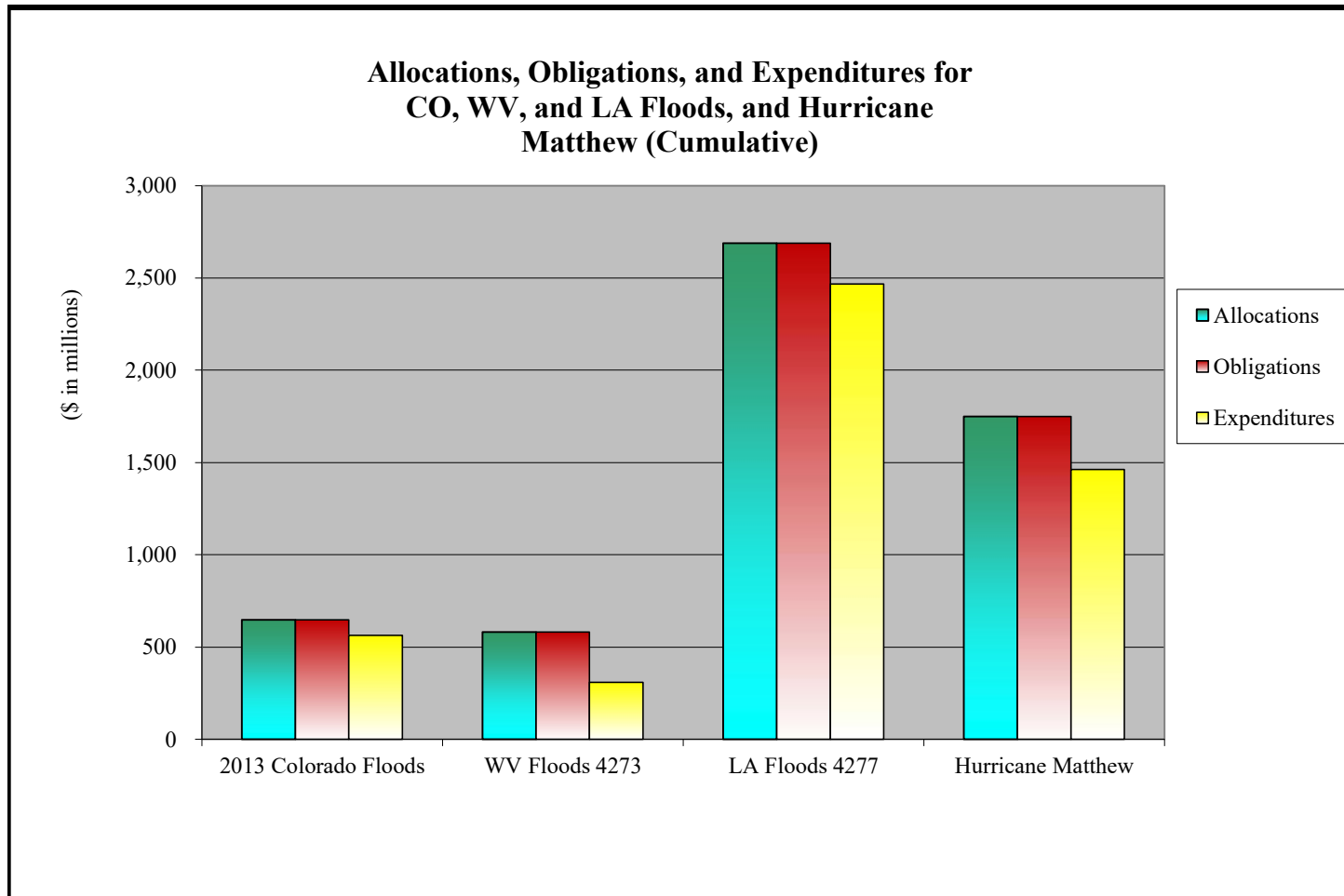
	Tropical Storm Lee	Hurricane Sandy	Hurricane Isaac	Total
<b>Allocations</b>	\$ 841	\$ 22,012	\$ 834	\$ 23,687
<b>Obligations</b>	841	22,012	834	23,687
<b>Expenditures</b>	\$ 801	\$ 15,371	\$ 753	\$ 16,925

Source of financial information is IFMIS.

Total obligations include prior-year deobligations.

APPENDIX D: ALLOCATIONS, OBLIGATIONS, AND EXPENDITURES

as of October 31, 2021



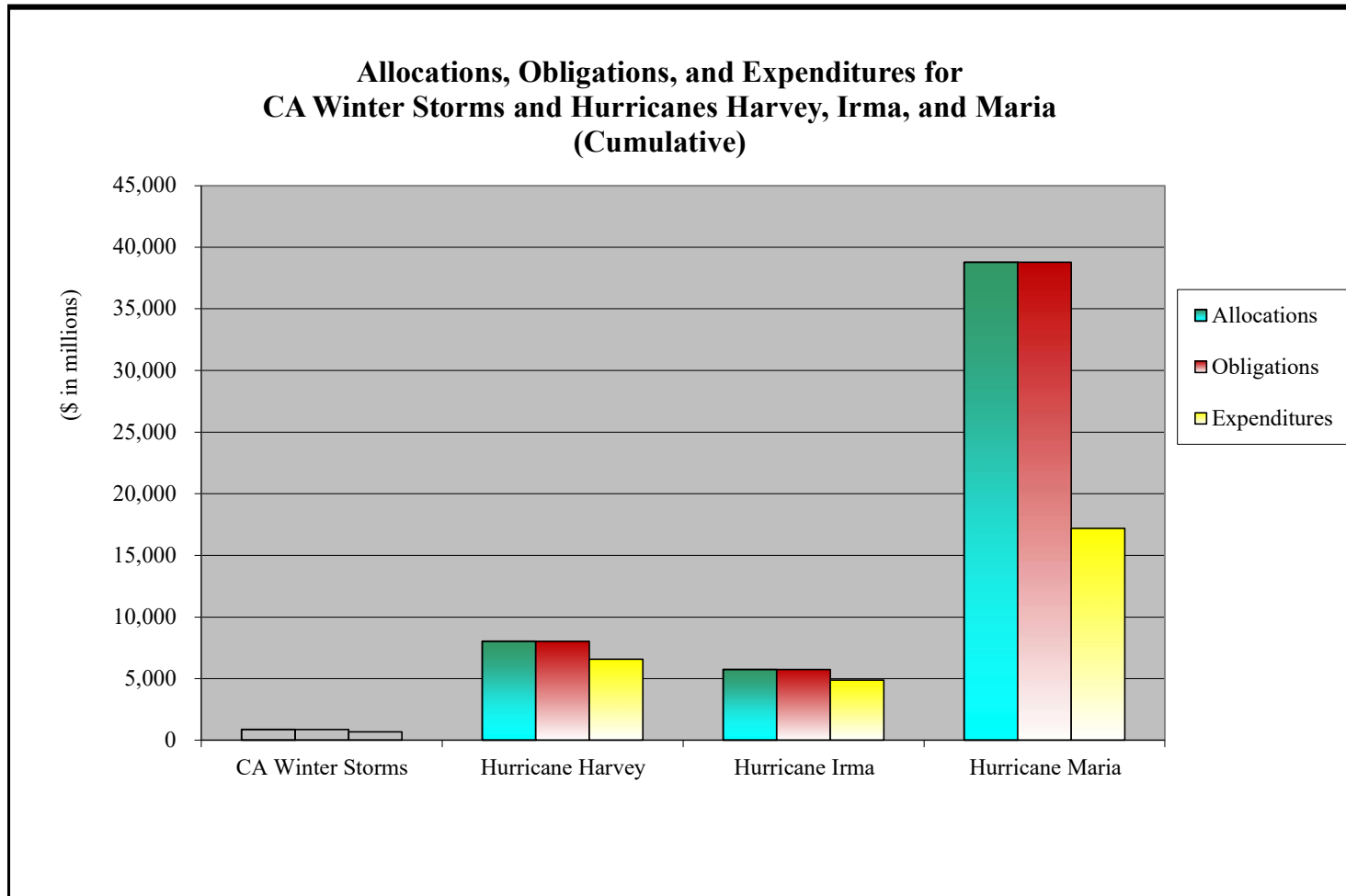
	2013 Colorado Floods	WV Floods 4273	LA Floods 4277	Hurricane Matthew	Total
<b>Allocations</b>	\$ 647	\$ 582	\$ 2,689	\$ 1,750	\$ 5,668
<b>Obligations</b>	647	582	2,689	1,750	5,668
<b>Expenditures</b>	\$ 563	\$ 309	\$ 2,467	\$ 1,462	\$ 4,801

Source of financial information is IFMIS.

Total obligations include prior-year deobligations.

APPENDIX D: ALLOCATIONS, OBLIGATIONS, AND EXPENDITURES

as of October 31, 2021

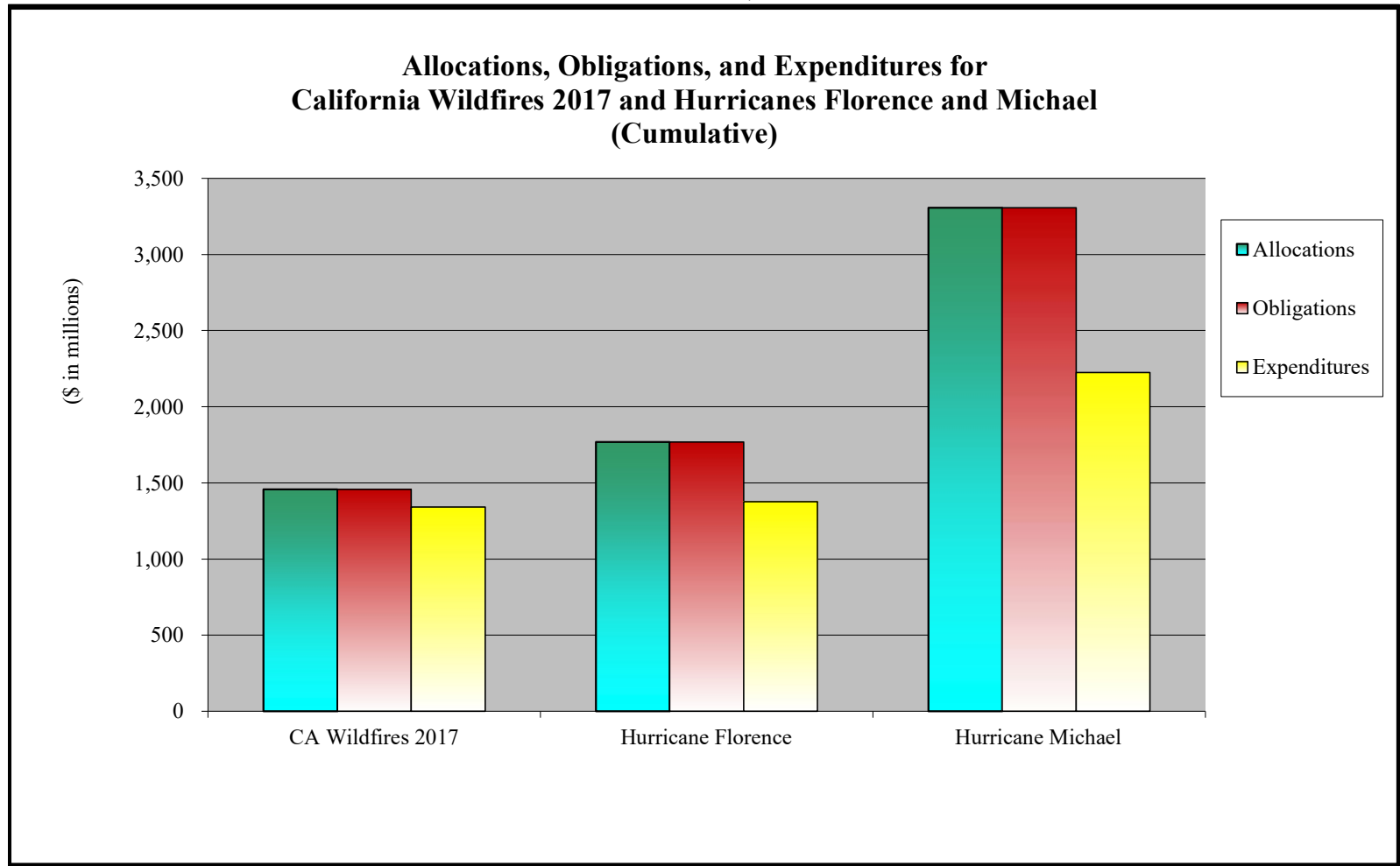


	CA Winter Storms	Hurricane Harvey	Hurricane Irma	Hurricane Maria	Total
<b>Allocations</b>	\$ 866	\$ 8,022	\$ 5,733	\$ 38,777	\$ 53,398
<b>Obligations</b>	866	8,022	5,732	38,776	53,396
<b>Expenditures</b>	\$ 668	\$ 6,562	\$ 4,886	\$ 17,182	\$ 29,298

Source of financial information is IFMIS.  
Total obligations include prior-year deobligations.

APPENDIX D: ALLOCATIONS, OBLIGATIONS, AND EXPENDITURES

as of October 31, 2021



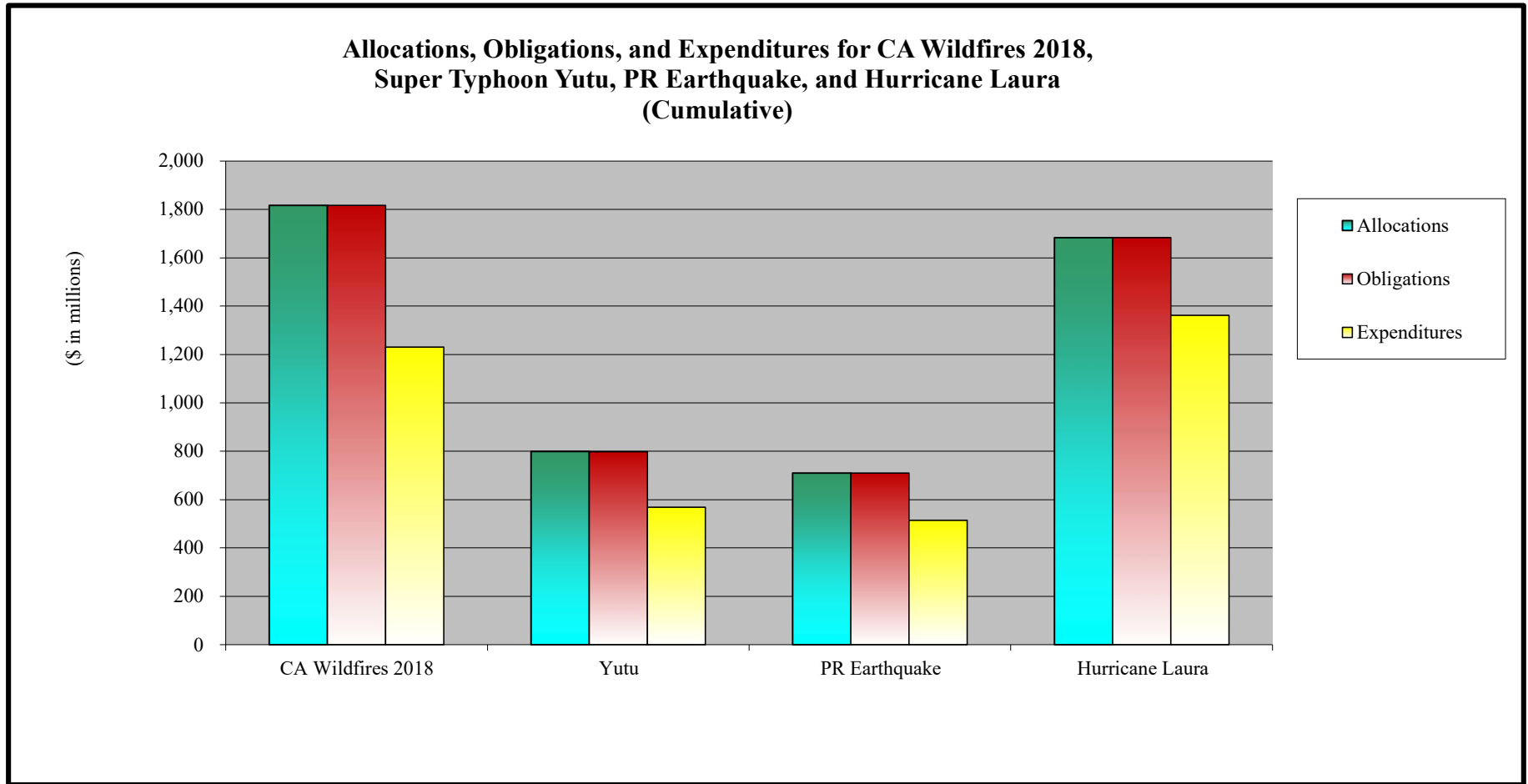
	CA Wildfires 2017	Hurricane Florence	Hurricane Michael	Total
<b>Allocations</b>	\$ 1,458	\$ 1,768	\$ 3,307	\$ 6,533
<b>Obligations</b>	1,458	1,768	3,307	6,533
<b>Expenditures</b>	\$ 1,342	\$ 1,376	\$ 2,226	\$ 4,944

Source of financial information is IFMIS.

Total obligations include prior-year deobligations.

APPENDIX D: ALLOCATIONS, OBLIGATIONS, AND EXPENDITURES

as of October 31, 2021



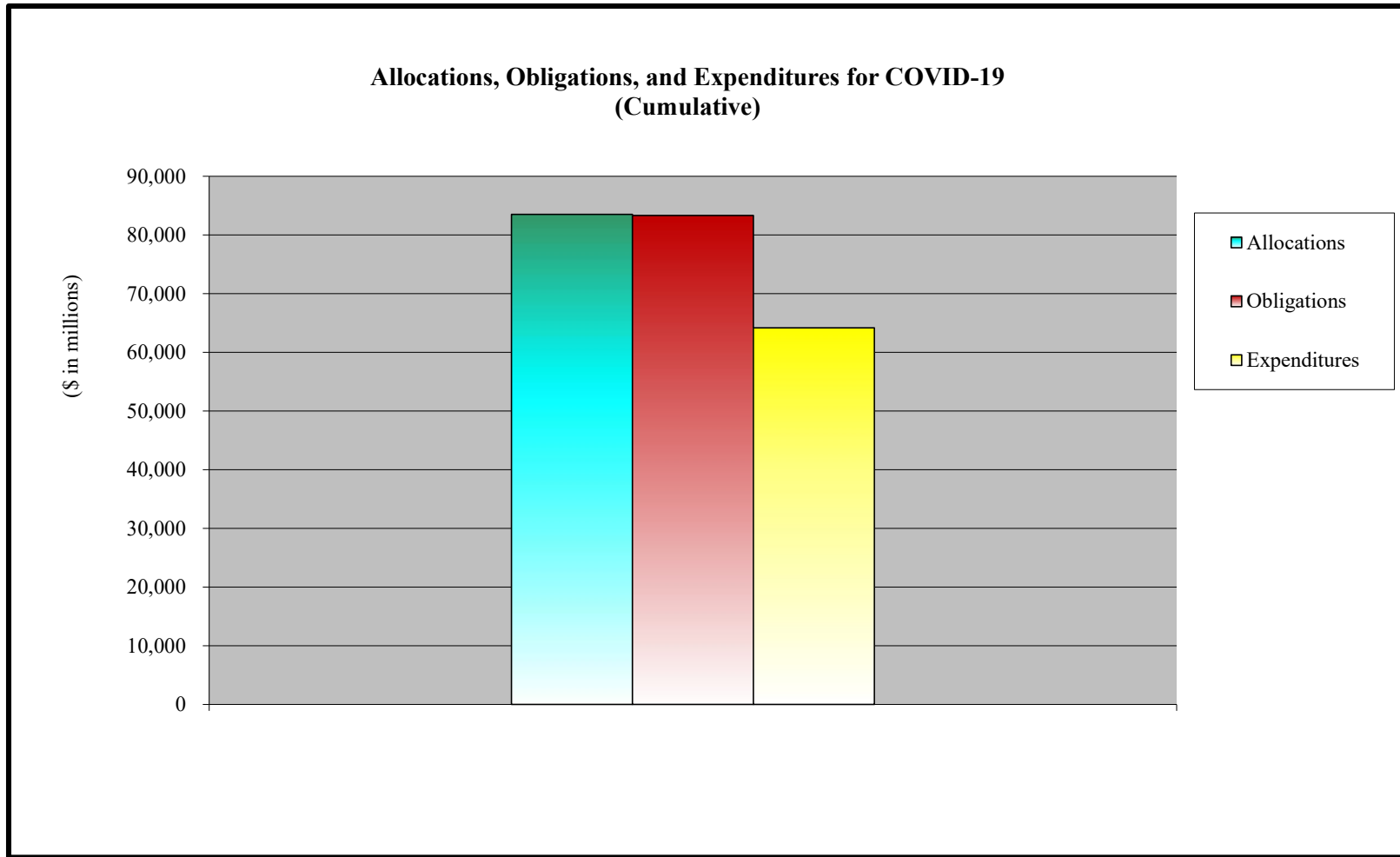
	CA Wildfires 2018	Yutu	PR Earthquake	Hurricane Laura	Total
<b>Allocations</b>	\$ 1,817	\$ 799	\$ 710	\$ 1,684	\$ 5,010
<b>Obligations</b>	1,817	798	710	1,683	5,008
<b>Expenditures</b>	\$ 1,231	\$ 569	\$ 514	\$ 1,362	\$ 3,676

Source of financial information is IFMIS.  
Total obligations include prior-year deobligations.



**APPENDIX D: ALLOCATIONS, OBLIGATIONS, AND EXPENDITURES**

as of October 31, 2021



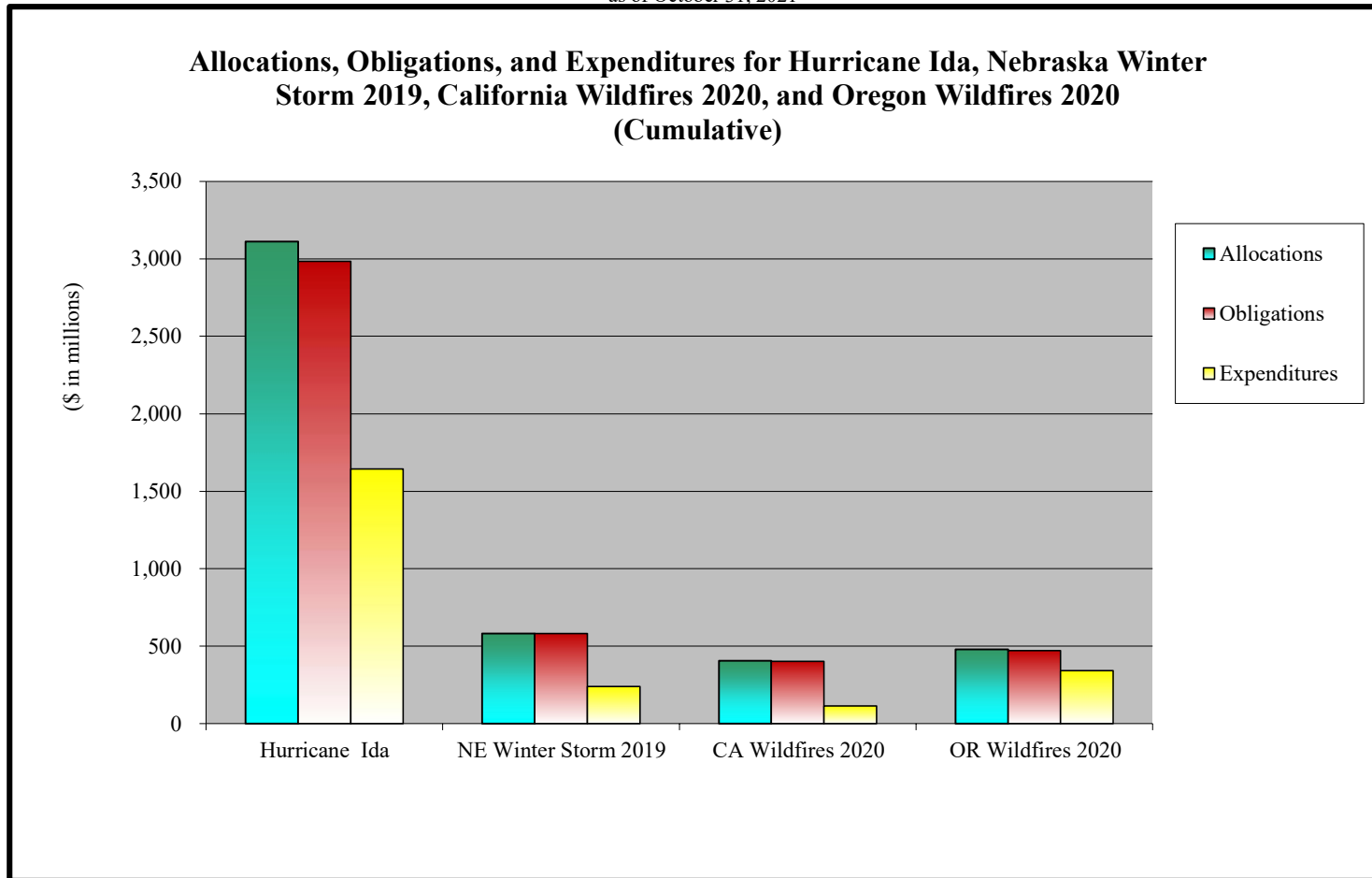
	<b>COVID-19</b>	
<b>Allocations</b>	\$	<b>83,530</b>
<b>Obligations</b>	\$	<b>83,311</b>
<b>Expenditures</b>	\$	<b>64,154</b>

Source of financial information is IFMIS.

Total obligations include prior-year deobligations.

APPENDIX D: ALLOCATIONS, OBLIGATIONS, AND EXPENDITURES

as of October 31, 2021



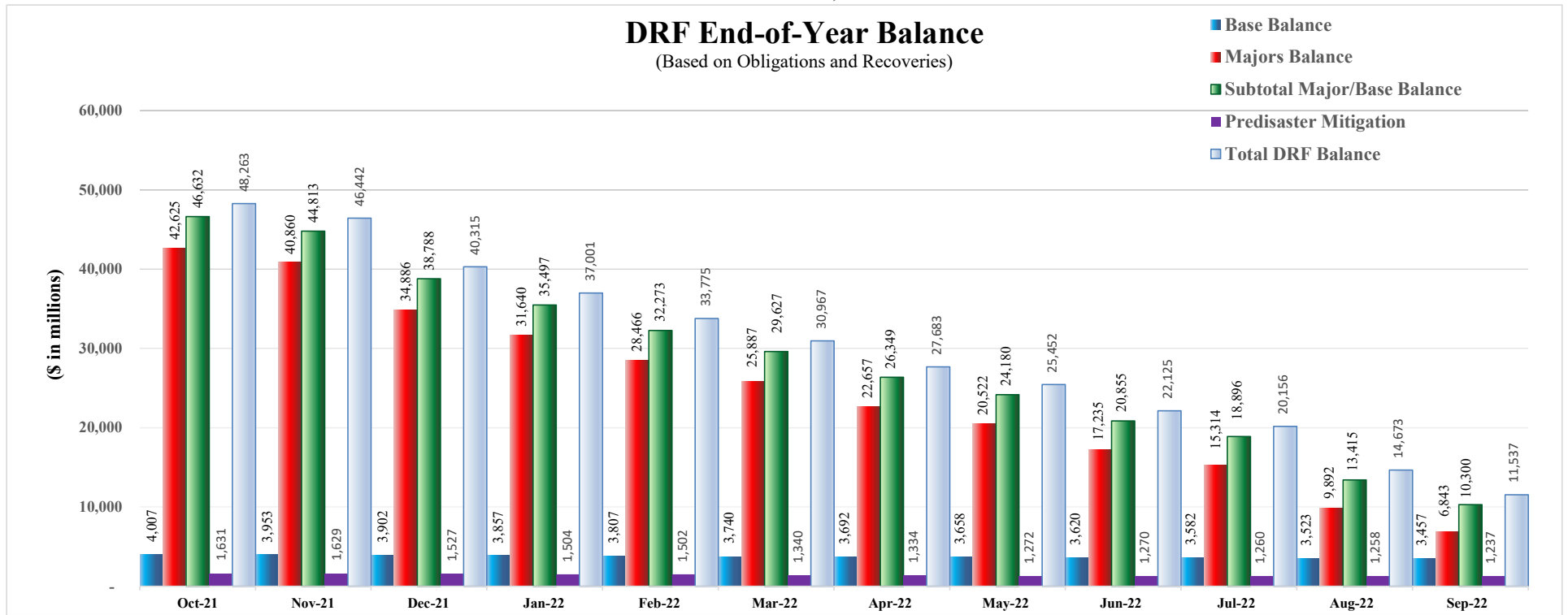
	Hurricane Ida	NE Winter Storm 2019	CA Wildfires 2020	OR Wildfires 2020	Total
<b>Allocations</b>	\$ 3,112	\$ 582	\$ 405	\$ 478	\$ 4,577
<b>Obligations</b>	2,985	582	401	471	4,439
<b>Expenditures</b>	\$ 1,644	\$ 239	\$ 114	\$ 342	\$ 2,339

Source of financial information is IFMIS.

Total obligations include prior-year deobligations.

**APPENDIX E: Fund Exhaustion Date**

as of October 31, 2021



DRF End-of-Month Balance	Oct-21	Nov-21	Dec-21	Jan-22	Feb-22	Mar-22	Apr-22	May-22	Jun-22	Jul-22	Aug-22	Sep-22
<b>Base Balance</b>	\$ 4,007	\$ 3,953	\$ 3,902	\$ 3,857	\$ 3,807	\$ 3,740	\$ 3,692	\$ 3,658	\$ 3,620	\$ 3,582	\$ 3,523	\$ 3,457
<b>Majors Balance</b>	42,625	40,860	34,886	31,640	28,466	25,887	22,657	20,522	17,235	15,314	9,892	6,843
<b>Subtotal Major/Base Balance</b>	<b>46,632</b>	<b>44,813</b>	<b>38,788</b>	<b>35,497</b>	<b>32,273</b>	<b>29,627</b>	<b>26,349</b>	<b>24,180</b>	<b>20,855</b>	<b>18,896</b>	<b>13,415</b>	<b>10,300</b>
<b>Predisaster Mitigation</b>	1,631	1,629	1,527	1,504	1,502	1,340	1,334	1,272	1,270	1,260	1,258	1,237
<b>Total DRF Balance</b>	<b>\$ 48,263</b>	<b>\$ 46,442</b>	<b>\$ 40,315</b>	<b>\$ 37,001</b>	<b>\$ 33,775</b>	<b>\$ 30,967</b>	<b>\$ 27,683</b>	<b>\$ 25,452</b>	<b>\$ 22,125</b>	<b>\$ 20,156</b>	<b>\$ 14,673</b>	<b>\$ 11,537</b>

APPENDIX F: FY 2022 DRF Bridge Table

FY 2022 DRF Bridge Table



Event	Baseline	FY 2022 Total Obligations (\$ in millions)		Change from Baseline	Change from Prior Month	Cause/Reason	Month-to-Month Change Cause/Reason
		Current Month as of	Previous Month as of				
		Nov-21	Oct-21				

\*Based on FY 2022 spend plan baselines.

NOT INCLUDED AS THIS IS THE FIRST REPORT OF FY 2022

APPENDIX G: BRIC/PDM History and Fund Status

<b>Building Resilient Infrastructure and Communities/Predisaster Mitigation History and Fund Status as of October 31, 2021 (Dollars in Millions)</b>	
<b>Fiscal Year 2019 (Applications Due by January 31, 2020)</b>	
	Amount
6% Set-Aside	\$ 383
Allocation	250
Notice of Funding Opportunity (NOFO) Awards to Date from the Allocation	(178)
Administrative and Technical Assistance Obligations	-
<b>Fiscal Year 2020 (Applications Due by January 29, 2021)</b>	
6% Set-Aside	613
Allocation	500
NOFO Awards to Date from the Allocation	-
Administrative and Technical Assistance Obligations	(2)
<b>Fiscal Year 2021 (Applications Due by January 28, 2022)</b>	
6% Set-Aside	321
Additional Set-Aside from COVID-19	500
Allocation	1,000
NOFO Awards to Date from the Allocation	-
Administrative and Technical Assistance Obligations	(15)
<b>Fiscal Year 2022 Activities</b>	
6% Set-Aside <sup>(1)</sup>	9
Administrative and Technical Assistance Obligations	-
Note: Set-Aside currently available to fund future NOFOs (6% Set-Asides - Allocations - Administrative Obligations).	\$ 58
Note: FY 2021 NOFO was announced on 8/9/2021. The application period to apply for FY 2021 BRIC funding opened on 9/30/2021 and closes on 1/28/2022.	
<sup>(1)</sup> Amount available from COVID-19 for annual stabilization = \$2.7 billion	